







NVL HANDBOOK 2018-19

Competitions Working Group

	<p>Lead and National Cup – James Murphy M) 07909 896632 james.murphy@volleyball.co.uk</p>
	<p>Super League – Keith McAdam M) 07504 940747 keith_mcadam@hotmail.com</p>
	<p>Division 1 - Bill Boagey H) 01216 809559 M) 07970 047011 billboagey@yahoo.co.uk</p>
	<p>Division 2 Men – Simon Cowie M) 07590 374937 cowediver@aol.com</p>
	<p>Division 3 Women – Sarah Hill M) 07818 014054 sarahhill.volleyball@gmail.com</p>
Vacant	<p>Division 2 Women and Division 3 Men – Competitions O) 01509 227722 competitions@volleyballengland.org</p>
	<p>Referee Liaison - Martin Shakespeare H) 01264 791671 W) 01264 886408 M) 07710 364354 martin.shakespeare@ntlworld.com</p>
	<p>Student Cup - Ade McGraa M) 07050 163172 volleydinky@googlemail.com</p>
	<p>Junior Competitions – Di Hollows H) 01759 304494 M) 07918 141896 divolley@btinternet.com</p>
	<p>Sitting Volleyball – Herman Prada M) 07828 012375 PRADHA@LSBU.AC.UK</p>
	<p>NVL/Cup Results – Geoff Hollows M) 07918 636146 ve.resultsservice@btinternet.com</p>
	<p>VE Staff Representative – Jonathan Moore W) 01509 227727 M) 07737 461739 j.moore@volleyballengland.org</p>

Contents

Competitions Working Group	1
Contents	3
Contacts	4
Venues	21
Fixtures	60
How to access and use Who's The Ref	61
Amendments to the NVL Regulations for the 2018-2019 season	69
NVL Regulations	73

Contacts

MSL

Durham Palatinates (DUR)			
Contact 1: Kleopatra Papa - Mens secretary		Contact 2: ISABEL HOLT - Womens Secretary	
1) 07476897252	2)	1) 07936081589	2)
KLEOPATRA.PAPA@DURHAM.AC.UK		izzy.j.holt@gmail.com	

IBB Polonia London (IBB)			
Contact 1: Bartek Luszcz - Team Secretary		Contact 2: Chris Hykiel - Director of Volleyball	
1) 07840990090	2)	1) 07899675727	2)
secretary@polonia.vc		chris@polonia.vc	

Malory Eagles UEL (MEL)			
Contact 1: Shannon Williams - Team Secretary		Contact 2: Jefferson Williams - Head Coach	
1) 07897334133	2)	1) 07980668023	2) 02086907163
jsllwill@blueyonder.co.uk		jeffwilliams@simbaha.org.uk; jefferson.williams14@gmail.com	

Newcastle Staffs (NS1)			
Contact 1: Will Roberts - Head Coach		Contact 2: Rod Stockwell - Team Secretary	
1) 07980958181	2)	1) 07502378157	2)
willroberts1981@hotmail.com		bigrod@sky.com	

Richmond Docklands (RIC)			
Contact 1: Barbara Echevarria - Club Secretary		Contact 2: Anton Kornilov - Team Manager	
1) 07557262906	2)	1) 07718981900	2)
barbara.f.echevarria@gmail.com		anton_kornilov@hotmail.com	

Sheffield Hallam (SH1)			
Contact 1: Gerry McArdle - Team Secretary		Contact 2: Kieth Trenam - Team Coach	
1) 07881731815	2)	1) 07505775679	2)
admin@sheffielddvc.org.uk		k.trenam@shu.ac.uk	

Southampton Volleyball Club Men 1 (SV1)			
Contact 1: Simon Trueick - Team Secretary		Contact 2: Luke Wiltshire - Coach	
1) 07538946570	2) 02381550490	1) 07391405417	2)
bevandtrev@yahoo.co.uk		luke.teamsouthamptonvc@gmail.com	

Team Essex Blaze (ESB)			
Contact 1: Steve Rosser - Team Secretary		Contact 2: James Bernardi - Chair	
1) 07723078110	2) 01375396241	1) 07746961363	2)
rossers11@gmail.com		jamesbernardi@msn.com	

TeamBU Wessex (WSX)			
Contact 1: Daniel Hunter - Team Manager		Contact 2: Andy Jones - Head Coach	
1) 07706619425	2)	1) 07706619425	2)
danthunter@hotmail.com		andy-asj@btconnect.com	

M1

Black Country Men 1 (BC1)			
Contact 1: Gary Hutt - Team Secretary		Contact 2: Kieron Beadley - Team Secretary	
1) 07762969889	2)	1) 07917093698	2)
fixtures.bcv@gmail.com		kbradley1388@gmail.com	

Cambridge VC and Anglia Ruskin University (CAM)			
Contact 1: Jean Jacquet - Coach		Contact 2: Kamil Kaminski - Team Secretary	
1) 07985965130	2)	1)	2) 07557539390
jean.jacquet@gmail.com		kkomkam@gmail.com	

Cardiff Celts (CDC)			
Contact 1: Guy Robinson - Team Secretary		Contact 2: Nick Gray - Assistant Team Secretary	
1) 07779639084	2)	1) 07546558957	2)
prof.badger@hotmail.co.uk		nicholasgray580@hotmail.co.uk	

Leeds RGA VC (LDS)			
Contact 1: Dave Speers - Team Secretary Men's 1st		Contact 2: Penny Speers - Chairperson	
1) 07954411694	2) 01132551195	1) 07505136424	2) 01132551195
david.speers@icloud.com		penny.speers@icloud.com	

London Aces (LOA)			
Contact 1: Elvis Bertholle - Team Secretary		Contact 2: Marie Bahr - Club Chair	
1) 07948321875	2)	1) 07835294431	2)
f6aces@gmail.com		flamingsix@googlemail.com	

Nasze.UK Intervolley Manchester (IVM)			
Contact 1: Weronika Nycz - Team Secretary		Contact 2: Arek Herod - Club Secretary	
1) 07792309941	2)	1) 07712446554	2)
W.NYCZ@WP.PL		INTERVOLLEYMANCHESTER@GMAIL.COM	

Sheffield 2 (SH2)			
Contact 1: Gerry McArdle - Team Secretary		Contact 2: Kieth Trenam - Team Coach	
1) 07881731815	2)	1) 07505775679	2)
admin@sheffieldvc.org.uk		k.trenam@shu.ac.uk	

Team Sunderland (SUN)			
Contact 1: Laura Lines - Club Secretary		Contact 2: Laura Hockaday - Club Admin	
1) 01915153696	2) 07969032443	1) 01915153696	2)
laura.lines@sunderland.ac.uk		laura.hockaday@sunderland.ac.uk	

Tendring VC Men (TEN)			
Contact 1: Bastien Chabe-Ferret - Secretary		Contact 2: Alex Porter - Chair	
1) 07925691036	2)	1) 07930433344	2)
bastien@tendringvolleyball.com		alex@tendringvolleyball.com	

M2N

DARKSTAR Derbyshire (DSD)			
Contact 1: Ilya Robbins - Team Secretary		Contact 2: Mary Ho - Club Chair	
1) 07547815724	2)	1)	2)
robbinsilya@gmail.com		karyingmary@gmail.com	

Manchester Marvels 1 (MM1)			
Contact 1: Thomas Atkinson - Club Chairman		Contact 2: Paschalia Paschali - Club Secretary	
1) 07791577656	2)	1) 07763843781	2)
atkinsontom57@hotmail.com		manchestermarvels@gmail.com	

Melton Lions (MLI)			
Contact 1: Matthew Norman - Team Secretary		Contact 2: Sudhir Jethwa - Club Secretary	
1) 07813849007	2)	1) 07801751690	2)
twinguistics@aim.com		skjethwa@gmail.com	

Miners Doncaster Volleyball Club (MDV)			
Contact 1: Ami-Louise Balazs - Club Secretary		Contact 2: Jozef Balazs - Club Chairman	
1) 07890204766	2)	1) 07412805800	2)
club.secretary@theminersdoncastervolleyball.co.uk		managing.director@theminersdoncastervolleyball.co.uk	

Norwich Spikers (NOR)			
Contact 1: Ann-Marie Matthews - Secretary		Contact 2: Ben Stek - Chairman	
1) 07876717518	2)	1) 07775993774	2)
amruddock@gmail.com		benstek@hotmail.co.uk	

Nottingham Rockets 1 (NR1)			
Contact 1: Nick Brown - Team Secretary		Contact 2: Paul Lamb - Coach	
1) 07841879476	2) 01159632732	1) 07762202287	2)
nickbrown_2001@hotmail.com		paulflamb@btinternet.com	

Stockport Volleyball Club (STK)			
Contact 1: Adrian Stores - Chairman		Contact 2: Rafal Lojewski - Coach	
1) 07831713003	2) 01612866564	1) 07448 800397	2) 01612866564
adrian@stockportvolleyball.com		rafal@stockportvolleyball.com	

Tamworth Spartans (TWS)			
Contact 1: Kara Griffiths - Club Secretary		Contact 2: Simon Griffiths - Club Chairman	
1) 07968711837	2)	1) 07887657919	2)
karagriffiths@outlook.com		smgriffiths74@hotmail.co.uk	

University of Nottingham Volleyball Men (UNV)			
Contact 1: Anna Macleod - President		Contact 2: AMELIA HADJIANASTASI - Vice President	
1) 07930919590	2)	1) 07933582324	2)
mbyamma@nottingham.ac.uk		AAYAH3@EXMAIL.NOTTINGHAM.AC.UK	

York VC (YOR)			
Contact 1: Roxane Dlgman Nkomo - Team Secretary		Contact 2: Jitka Jizerova - Head Coach	
1) 07412561059	2) 01904400500 (ext. 280)	1) 07833971114	2)
Nkosikazi649@ymail.com		jitka.jizerova@gmail.com	

M2S

Bristol VC (BRS)			
Contact 1: Matt Bell - Team Secretary		Contact 2: Karolina Jaworska - Secretary	
1) 07912764002	2)	1) 07982900187	2)
matt.bell100@googlemail.com		Karolina@jaworska.co.uk	

Cheltenham & Gloucester Volleyball (CGV)			
Contact 1: Jack Alderson - Secretary		Contact 2: Scott Johnston - Secretary	
1) 07807154342	2)	1) 07964850009	2)
jack.alder1986@gmail.com		scottj2@me.com	

City of Bristol (COB)			
Contact 1: Ben Turner - Team Secretary		Contact 2: Phillip Gorton - Club Chair	
1) 07762875983	2) 01179688772	1) 07977048412	2) 01179352407
hollywoodben@hotmail.com		phil@efiltd.co.uk	

MK City (MIK)			
Contact 1: Taro Gibbs - NL Secretary		Contact 2: Layne Walker - Head Coach	
1) 07887874755	2)	1) 07711002001	2)
tarogibbs@gmail.com		laynerwalker@gmail.com	

New Forest (NEF)			
Contact 1: Alex Lusby Taylor - Team Manager		Contact 2: James Kemp - Club Secretary	
1) 07796857053	2)	1) 07702530360	2)
ALEXLUSBYTAYLOR@GMAIL.COM		NEWFORESTVOLLEYBALL@GMAIL.COM	

Oxford Students (OXF)			
Contact 1: Georgi Tinchev - Team Secretary		Contact 2: Giulio Lovisotto - Finance Officer	
1) 07522258598	2)	1) 393493982516	2)
captain.mnvl@ouvvc.net		captain.mnvl@ouvvc.net	

Richmond VB (RV2)			
Contact 1: Barbara Echevaria - 36		Contact 2: Anton Kornilov - Team Manager	
1) 07557262906	2) 02080619849	1) 07718981900	2)
barbara.f.echevarria@gmail.com		anton_kornilov@hotmail.com	

Team Bristol (TBR)			
Contact 1: Michael Wilsher - Team Secretary		Contact 2: Saskia Webster - Club Secretary	
1) 07769654655	2)	1) 07799697117	2)
mw12747@my.bristol.ac.uk		sw16152@my.bristol.ac.uk	

Team Essex Estonians (ESE)			
Contact 1: Steve Rosser - Team Manager		Contact 2: Andrew Tuck - Fixtures Secretary	
1) 07723078110	2) 01375396241	1) 07720565280	2)
rossers11@gmail.com		andrewtuck74@googlemail.com	

M3C

Black Country Men 2 (BC2)			
Contact 1: Gary Hutt - Team Secretary		Contact 2: Sam Fields - Fixtures Secretary	
1) 07762969889	2)	1) 07933065897	2)
fixtures.bcvv@gmail.com		sam.thomas.field@googlemail.com	

Coventry & Warwick Riga (CWR)			
Contact 1: Chris Jones - Men's Secretary		Contact 2: Tom Young - Team Captain	
1) 07787525044	2)	1) 07984913688	2)
chrisjones1979@live.co.uk		tomyoung77@hotmail.co.uk	

Loughborough Students (LOU)			
Contact 1: Ed Van Wingerden - Team Secretary		Contact 2: Fatiha Kamaludin - Club Chair	
1) 07702499586	2)	1) 07519499669	2)
vanwingerden.ed@gmail.com		F.Binti-Kamaludin-15@student.lboro.ac.uk	

Newcastle Staffs 2 (NS2)			
Contact 1: Falko Drijfhout - Team Secretary		Contact 2: Will Roberts - Head Coach	
1) 07811387438	2) 01782611280	1) 07980958181	2)
Falko.drijfhout@talktalk.net		willroberts1981@hotmail.com	

Newmarket VC (NMK)			
Contact 1: Rob Dovaston - Secretary and captain		Contact 2: Paul Day - Coach	
1) 07828886144	2) 01440703131	1) 07713174683	2)
rob_dovaston@hotmail.com		daypaul@hotmail.com	

Stowmarket (STO)			
Contact 1: Tom Miller - Team Secretary		Contact 2: Mark Ames - Chairman	
1) 07515189012	2) 01473827963	1) 07876340478	2)
tmiller@hadleighhigh.net		Firstdayburn@tesco.net	

Wombourne V.C. (WOM)			
Contact 1: Michael Di Bernardo - Team Secretary		Contact 2: Chris Jennings - NVL Representative	
1) 07875377976	2)	1) 07545762273	2)
Mikedibernardo87@gmail.com		cmjennings@hotmail.co.uk	

M3N

Blyth Valley (BLY)			
Contact 1: Krzysztof Jagiello - Team Secretary		Contact 2: David Raine - Coach	
1) 07801529921	2)	1) 07541654696	2)
kjagiello.kom@gmail.com		daveraine46@icloud.com	

Haughton Darlington (HAU)			
Contact 1: Scott Hailes - Secretary Player Coach		Contact 2: Graham Metcalfe - Club Chair	
1) 07896436352	2)	1) 07812039197	2)
Scott_hailes@live.co.uk		gmetcalfe@penshaw-eng.co.uk	

Hull Thunder (HUL)			
Contact 1: Daniel Foster - Team Secretary		Contact 2: Phil Hewitt - Club Secretary	
1) 07940910877	2) 01482802651	1) 07856932133	2)
danny.foster9@gmail.com		bartonblockersphil@hotmail.com	

Lincoln Cannons (LCN)			
Contact 1: Navaz Sutton - Club Head Coach		Contact 2: Donna Sutton - Club Secretary	
1) 07974566832	2)	1) 07891239645	2)
lincolncannons@virginmedia.com		lincolncannons@virginmedia.com	

Manchester Marvels 2 (MM2)			
Contact 1: Thomas Atkinson - Club Chairman		Contact 2: Paschalia Paschali - Club Secretary	
1) 07791577656	2)	1) 07763843781	2)
atkinsontom57@hotmail.com		manchestermarvels@gmail.com	

Nottingham Rockets 2 (NR2)			
Contact 1: Nick Brown - Team Secretary		Contact 2: Paul Lamb - Coach	
1) 07841879476	2) 01159632732	1) 07762202287	2)
nickbrown_2001@hotmail.com		paulflamb@btinternet.com	

Warrington Wolves Men (WWV)			
Contact 1: Thomas Jeneson - Team Manager		Contact 2: Peter Guenari - Coach	
1) 07577420619	2)	1) 07854028677	2)
tajeneson@gmail.com		peterguenari@googlemail.com	

M3S

Dartford (DAR)			
Contact 1: Katie Marriott - Vice Chairman		Contact 2: Amanda Haggerty - Coach	
1) 07734050426	2)	1) 07500957334	2)
katequilla@hotmail.com		amanda@haggerty.com	

Guildford Men (GUI)			
Contact 1: Geoff Newson - Team Secretary		Contact 2: Mike Richardson - Captain	
1) 07949085916	2)	1) 07915140610	2)
geoff.newson@gmail.com		mike.richardson@guildfordvolleyball.org.uk	

London Baks (BAK)			
Contact 1: Sigitas Kazilunas - Secretary		Contact 2: Sergeyus Skeberdis - Chair	
1) 07415864184	2)	1) 07967682977	2)
masinauhl@gmail.com		Serioga12345@yahoo.co.uk	

South Hants (SOH)			
Contact 1: Tom Taylor - Team Secretary		Contact 2: Matt Towell - Treasurer	
1) 07506873391	2)	1) 07896351093	2)
thomas_taylor93@live.co.uk		mjt90@hotmail.co.uk	

Southampton Volleyball Club Men 2 (TS1)			
Contact 1: Andrew Mant - Team Coach / Team Secretary		Contact 2: -	
1) 07737099984	2) 01962422283	1)	2)
andrew_mant@yahoo.co.uk			

Surrey Spikers (SPK)			
Contact 1: Tomasz Pater - Team Secretary		Contact 2: Wojchiech Fiszer - Club Secretary	
1) 07928091726	2)	1) 07958136863	2)
Surrey.spikers@gmail.com		fisherw6@yahoo.co.uk	

Urbond Volleyball Club Portsmouth (URB)			
Contact 1: Willard-Hans Shongue - Secretary		Contact 2: Ousmane Drame - Club Chairman	
1) 07735432226	2)	1) 7792429366	2)
ws@urbond.org		ousmane.drame@urbond.org	

Weymouth Beach Volleyball Club (WEY)			
Contact 1: Ryan Stout - Team Secretary/ Player		Contact 2: Sean Hendry - Player/ Team secretary No2	
1) 07527331452	2)	1) 07401149833	2)
Ryanjd.stout@gmail.com		seanhendry9181@gmail.com	

Wiltshire Mavericks (WIL)			
Contact 1: Steve Grimes - Secretary		Contact 2: Cliff Ball - Chairman	
1) 07791080824	2) 01249700303	1) 07717344894	2)
steve@teamhaven.com		abcnball@hotmail.co.uk	

MC

Exeter Storm (EXE)			
Contact 1: Ben Fairweather - Club Secretary		Contact 2: -	
1) 07517420667	2)	1)	2)
ben_fairweather@yahoo.co.uk			

K S Osemka (Ealing) (KSO)			
Contact 1: Tad Dan - Men's Team Secretary		Contact 2: Gabriel Dan - Club Secretary	
1) 07956541121	2)	1) 07956963055	2)
tad@ksosemka.co.uk		gabriel@ksosemka.co.uk	

London Lynx 1 (LLX)			
Contact 1: Antonio Codrington - Club Secretary		Contact 2: -	
1) 07916778914	2) 02073570764	1)	2)
londonlynxvc@yahoo.co.uk			

Marske Phoenix (MPH)			
Contact 1: David Skipsey - Men's Team Secretary		Contact 2: David Coates - Club Secretary	
1) 07778509285	2)	1) 07816229670	2)
david.skipsey@hotmail.com		volleyball@ntlworld.com	

Onyx London (ONX)			
Contact 1: Jezy Jurgelianecas - Club Secretary		Contact 2: -	
1) 07824662824	2)	1)	2)
volleyballonyx@gmail.com			

Rhinos - St Phillips (RSP)			
Contact 1: Dino Ossola - Men's Secretary		Contact 2: Angelo Tardugno - Club Secretary	
1) 07778837597	2)	1) 07804888814	2)
Dino_ossola@yahoo.it		Angelo.tardugno@gmail.com	

Team Northumbria (TNO)			
Contact 1: Tom Robinson -		Contact 2: -	
1)	2)	1)	2)
E-mail Thomas.robinson@northumbria.ac.uk			

UK Armed Forces Men (ARM)			
Contact 1: Phil Crawford - Club Secretary		Contact 2: -	
1) 07725209825	2) 07976788592	1)	2)
phil.crawford732@mod.gov.uk			

ULU London (ULU)			
Contact 1: Christos Voutas - Club Secretary		Contact 2: -	
1) 07742154650	2)	1)	2)
vchris1416@gmail.com			

WSL

Birmingham Volleyball Club 1 (BV1)			
Contact 1: Grzegorz Bukowski - Chair		Contact 2: -	
1) 07851387308	2) 01216055140	1)	2)
div1@sbvc.eu; sbvcmail@gmail.com			

Bristol VC 1 (BR1)			
Contact 1: Matt Bell - Team Secretary		Contact 2: Karolina Jaworska - Secretary	
1) 07912764002	2)	1) 07982900187	2)
matt.bell100@googlemail.com		Karolina@jaworska.co.uk	

Durham Palatinates (DUR)			
Contact 1: Isabel Holt - Womens Secretary		Contact 2: KLEOPATRA PAPA -	
1) 07936081589	2)	1) 07476897252	2)
izzy.j.holt@gmail.com		KLEOPATRA.PAPA@DURHAM.AC.UK	

London Orcas (ORC)			
Contact 1: Federica Vitali - Team Secretary		Contact 2: Brendon Hollands - Team Manager	
1) 07939686601	2)	1) 07952901851	2)
Fed.vitali@gmail.com		bj_hollands@hotmail.com	

Malory Eagles UEL (MEL)			
Contact 1: Carol Gordon -		Contact 2: Jefferson Williams - Head Coach	
1) 07973767959	2)	1) 07980668023	2) 02086907163
cagsports@hotmail.com		jeffwilliams@simbaha.org.uk; jefferson.williams14@gmail.com	

Polonia SideOut London (POL)			
Contact 1: Claire Sumersell - Vice Chairwoman		Contact 2: Franvcoise Moore - Chair Woman	
1) 07799097737	2)	1) 07780542066	2)
cbsummersell@hotmail.com		polonialadiesvc@gmail.com	

Sheffield Hallam (SH1)			
Contact 1: Gerry McArdle - Team Secretary		Contact 2: Dave Roberts - Team Coach	
1) 07881731815	2)	1) 07824905659	2)
admin@sheffielddvc.org.uk		david@kmd-ltd.co.uk	

TeamBU Wessex (WX1)			
Contact 1: Dan Hunter - Team Manager		Contact 2: Andy Jones - Head Coach	
1) 07706619425	2)	1) 07500888377	2)
danthunter@hotmail.com		andy-asj@btconnect.com	

Tendring VC Ladies (TEN)			
Contact 1: Bastien Chabe-Ferret - Secretary		Contact 2: Alex Porter - Chair	
1) 07925691036	2)	1) 07930433344	2)
bastien@tendringvolleyball.com		alex@tendringvolleyball.com	

W1

Birmingham Volleyball Club 2 (BV2)			
Contact 1: Grzegorz Bukowski - Club Chair		Contact 2: -	
1) 07851387308	2) 01216055140	1)	2)
sbvcmail@gmail.com; div1@sbvc.eu			

Cambridge VC and Anglia Ruskin University (CAM)			
Contact 1: Jean Jacquet - Coach		Contact 2: -	
1) 07985965130	2)	1)	2)
jean.jacquet@gmail.com			

City of Salford VC (SAL)			
Contact 1: Petra Worthington - Team Secretary		Contact 2: Phil Chanin - Coach	
1) 07783433130	2)	1) 07974753297	2)
cityofsalfordvolleyballclub@gmail.com		philchanin@outlook.com	

DARKSTAR Derbyshire (DSD)			
Contact 1: Rhian Mccarroll - Team Secretary		Contact 2: Rachel Murray - Club Secretary	
1) 07731438234	2)	1) 07986172123	2)
rhianmccarroll@hotmail.com		thesingularity@darkstarvolleyball.com	

Herts VC (HER)			
Contact 1: Meena Murray - Team Secretary		Contact 2: Kaia Kallion - Player	
1) 07769896707	2)	1) 07795872592	2)
meenamurray@hotmail.com		kaia003@hotmail.com	

London Inter Women (LIW)			
Contact 1: Ivan Moreno - Team Secretary		Contact 2: -	
1) 07986220238	2)	1)	2)
ivanmore6@hotmail.com			

Oxford Students (OXF)			
Contact 1: Marina Magnabosco - Team Secretary		Contact 2: -	
1) 07748997513	2)	1)	2)
Marina.magnabosco@gmail.com			

PETROC Beach Academy (North Devon) (BAC)			
Contact 1: Hazel Short - Secretary		Contact 2: Denise Austin - Chairperson	
1) 07748213709	2)	1) 07773382305	2) 01271890676
Hazelshort12@gmail.com		denise@beachvolleyballinc.com	

Team South Wales (TSW)			
Contact 1: Sofia Santos - Team Secretary		Contact 2: Jose Castro - Club Chair	
1) 07748713535	2)	1) 07534122727	2)
teamsouthwales@gmail.com		jmnccastro@hotmail.com	

University of Nottingham Volleyball Women (UNV)			
Contact 1: Anna Macleod - President		Contact 2: AMELIA HADJIANASTASI - Vice President	
1) 07930919590	2)	1) 07933582324	2)
mbyamma@nottingham.ac.uk		AAYAH3@EXMAIL.NOTTINGHAM.AC.UK	

W2N

Black Country VC (BCW)			
Contact 1: Rachel Hutt - Fixtures Secretary		Contact 2: Rachel Hutt - Coach	
1) 07557016921	2)	1) 07557016921	2)
fixtures.bcv@gmail.com		rachel_hutt8@hotmail.com	

Coventry & Warwick Riga (CWR)			
Contact 1: Miriam Anderson - Team Secretary		Contact 2: Clare Francis - Treasurer	
1) 07872622244	2)	1) 07403608670	2)
miriamkay@hotmail.co.uk		Clare.Francis@PinsentMasons.com	

Hull Thunder (HUL)			
Contact 1: Martin Worsnop - Team Secretary		Contact 2: Phil Hewitt -	
1) 01482881809	2) 07874839677	1) 07856932133	2)
volleyball@volleyball.karoo.co.uk		bartonblockersphil@hotmail.com	

Leeds RGA VC (LDS)			
Contact 1: Patricia Fastoso - Team Secretary		Contact 2: Penny Speers - Coach	
1) 07952535404	2)	1) 07505136424	2) 01132551195
patricia.fastoso@gmail.com		penny.speers@icloud.com	

Lincoln Cannons (LCN)			
Contact 1: Donna Sutton - Club Secretary		Contact 2: Navaz Sutton - Club Head Coach	
1) 07891239645	2)	1) 07974566832	2)
lincolncannons@virginmedia.com		lincolncannons@virginmedia.com	

Manchester Marvels 1 (MM1)			
Contact 1: Thomas Atkinson - Club Secretary		Contact 2: Paschalia Paschali - Club Secretary	
1) 07791577656	2)	1) 07763843781	2)
atkinsontom57@hotmail.com		manchestermarvels@gmail.com	

Newcastle Staffs (Ladies) (NST)			
Contact 1: Marie Barley - Team Secretary and Team Manager		Contact 2: -	
1) 07585550913	2)	1)	2)
ree.1@hotmail.co.uk			

Tameside (TAM)			
Contact 1: Alice Kenyon - Secretary		Contact 2: Steve Kerr - Chair	
1) 07930141154	2)	1) 07919383010	2)
alice_Kenyon@hotmail.com		stevekerr01@gmail.com	

Team Sunderland (SUN)			
Contact 1: Laura Lines - Club Secretary		Contact 2: Laura Hockaday - Club Admin	
1) 01915153696	2) 07969032443	1) 01915153696	2) 07748334879
laura.lines@sunderland.ac.uk		laura.hockaday@sunderland.ac.uk	

York Falcons (YOR)			
Contact 1: Laura Robson - Team Secretary		Contact 2: Jack Deaton - Team Coach	
1) 07874698819	2)	1) 07428557003	2)
robsonlaura1@gmail.com		jack.deaton@btinternet.com	

W2S

Ashcombe Dorking 1 (AD1)			
Contact 1: Freda Bussey - Club Secretary		Contact 2: John Biddiscombe - Team Coach	
1) 07827908655	2) 01903824281	1) 07990556068	2)
fredabussey@gmail.com		jcbvolley@gmail.com	

Bristol VC 2 (BR2)			
Contact 1: Matt Bell - Team Secretary		Contact 2: Karolina Jaworska - Secretary	
1) 07912764002	2)	1) 07982900187	2)
matt.bell100@googlemail.com		Karolina@jaworska.co.uk	

Dartford (DAR)			
Contact 1: Eva Bulatko - Team Secretary		Contact 2: Katie Marriott - club vice chairman	
1) 07709332934	2)	1) 07734050426	2)
evabulatko@gmail.com		katequilla@hotmail.com	

New Forest Ladies (NEF)			
Contact 1: Kirsty Fargher - Team Manager		Contact 2: James Kemp - Head Coach	
1) 07557330928	2)	1) 07702530360	2)
FARGHY_FARG@YAHOO.CO.UK		NEWFORESTVOLLEYBALL@GMAIL.COM	

Oxford Ladies (OXL)			
Contact 1: Martina Meisnar - Team Secretary		Contact 2: Jon Williams - Team Coach	
1) 07449449495	2) 01235444245	1) 07887632024	2)
martina.meisnar@gmail.com		jonwilliams1@btconnect.com	

Reading Aces (REA)			
Contact 1: Rachel Steinitz - Team Secretary		Contact 2: Denisa Krcalova - Team Secretary	
1) 07502144331	2) 01189231798	1) 07843965674	2)
rachelsteinitz@gmail.com		dddisa@seznam.cz	

Richmond VB (RV1)			
Contact 1: Diana Csok - Team Secretary		Contact 2: Giorgio Scatigna-Gianfagna - Head Coach	
1) 07840544200	2)	1) 07733222787	2)
diana.csok@googlemail.com		gsg66@hotmail.co.uk	

Southampton Volleyball Club Women 1 (TSO)			
Contact 1: Claire Thwaites - Team Secretary		Contact 2: Andy Edwards - Coach	
1) 07788714477	2) 02380555851	1) 07810087665	2)
claire.butler@talk21.com		andy@monkeysplayingpingpong.co.uk	

Sussex Dolphins 1 (SX1)			
Contact 1: Vicky Sarsfield -		Contact 2: Jess Bertrand - Team Secretary	
1) 07815824264	2)	1) 07868448342	2)
vicky@dolphinvc.co.uk		jessmv_29@hotmail.com	

Team Essex Trinity (ETR)			
Contact 1: Steve Rosser - Team Manager		Contact 2: Kieran Good - Coach	
1) 07723078110	2) 01375396241	1) 07704135535	2)
rossers11@gmail.com		Kgood995@gmail.com	

W3C

Ashfield Vipers (ASH)			
Contact 1: Ian Clews - Team Secretary		Contact 2: Peter Craggs - Chairman	
1) 07834171752	2)	1) 07909528490	2)
ianclews@hotmail.co.uk		peter.craggs@ntlworld.com	

Coventry & Warwick Riga 2 (CW2)			
Contact 1: Hannah Dodd - Team Manager		Contact 2: Nick Chemin - Coach	
1) 07710974097	2)	1) 07925803304	2)
hannahdodd4@gmail.com		chemin.nc@gmail.com	

Leicester Athena (LAT)			
Contact 1: Sarah Booth - Team Secretary		Contact 2: Paul Kaerger - Head Coach	
1) 07547700448	2)	1) 07595702878	2)
Sarah_booth7230@hotmail.co.uk		PAUL.KAERGER@NTLWORLD.COM	

Loughborough Students (LOU)			
Contact 1: Rebecca Chamberlain - Team Secretary		Contact 2: Bertrand Olie - Head Coach	
1) 07572968585	2)	1) 07809607795	2)
becca.chamberlain@btinternet.com		bertrandolie@btinternet.com	

Northampton (NPT)			
Contact 1: Malcolm Stevenson - NVL Team Secretary		Contact 2: Tracy Newton - Club Member	
1) 07805740438	2) 01480222617	1) 07811120599	2)
mal_stevenson@hotmail.com		smileytwit@aol.com	

Norwich Spikers (NOR)			
Contact 1: Sarah-Jane Ashford - Treasurer		Contact 2: Ann-Marie Matthews - Secretary	
1) 07887512660	2)	1) 07876717538	2)
sjandd@hotmail.com		amruddock@gmail.com	

Nottingham Rockets (NRO)			
Contact 1: Steph Fu - Team Secretary		Contact 2: Nick Brown - Coach	
1) 07775298674	2)	1) 07841879476	2)
steph_fu@yahoo.com.hk		nickbrown_2001@hotmail.com	

Tamworth Spartans (TWS)			
Contact 1: Kara Griffiths - Team Secretary		Contact 2: Simon Griffiths - Club Chairman	
1) 07968711837	2)	1) 07887657919	2)
karagriffiths@outlook.com		smgriffiths74@hotmail.co.uk	

Telford Ladies (TEL)			
Contact 1: Anna Mottershaw - Fixture Secretary		Contact 2: Rebecca Mottershaw - Chair Person	
1) 07815992509	2) 01952507127	1) 07514185557	2) 01952507127
anna.mottershaw@hotmail.co.uk		rebecca.mottershaw@hotmail.co.uk	

W3N

Chester Amazons (CAZ)			
Contact 1: Livia Carraro - Team Secretary		Contact 2: -	
1) 07786868318	2)	1)	2)
CARRARO.LIVIA@GMAIL.COM			

Leeds RGA Panthers (LEP)			
Contact 1: Gabriela Pavanetti - Team Secretary		Contact 2: Elizabeth Carrick - Assistant Team Secretary	
1) 07428001506	2)	1) 07453290467	2)
gapamazur@gmail.com		lccarrick@hotmail.co.uk	

Manchester Marvels 2 (MM2)			
Contact 1: Thomas Atkinson - Club Chairman		Contact 2: Paschalia Paschali - Club Secretary	
1) 07791577656	2)	1) 07763843781	2)
atkinsontom57@hotmail.com		manchestermarvels@gmail.com	

Sheffield Honeybees (SH2)			
Contact 1: Gerry McArdle - Club Secretary		Contact 2: Gosia Welsh - Team Secretary	
1) 07881731815	2)	1) 07525266876	2)
admin@sheffielddvc.org.uk		m.dlugosz@aol.com	

Wirral Wasps (WIR)			
Contact 1: Alan Bell - Secretary		Contact 2: Chien Li - Treasurer	
1) 07540309932	2) 01244671095	1) 07989526876	2)
alanandsuebell@me.com		dc0u30e3@googlemail.com	

York Vipers (YOV)			
Contact 1: Marzena Makowska - Team Secretary		Contact 2: Amy Bell - Team Coach	
1) 07423061633	2)	1) 07576847637	2)
Marzena.makowska13@gmail.com		amyjbell07@gmail.com	

W3SE

Ashcombe Dorking 2 (AD2)			
Contact 1: Freda Bussey - Team Secretary		Contact 2: Angelino de Souza Nita - Team Coach	
1) 07827908655	2) 01903824281	1) 07872640979	2)
fredabussey@gmail.com		desouza.angelino@gmail.com	

Ipswich Ladies (IPW)			
Contact 1: Kevin Abbott - Chairman		Contact 2: Michelle Abbott - NVL Secretary	
1) 07843418742	2)	1) 07903769602	2)
kev@ipswichvc.org.uk		shelly2984@hotmail.com	

London Lionhearts (LIO)			
Contact 1: Angeliki Pisiritzi - Team Secretary		Contact 2: Jalal el Achkar - coach	
1) 07708045037	2)	1) 07737818121	2)
apisiritzi@gmail.com		jalal-elachkar@hotmail.co.uk	

Maidstone (MAI)			
Contact 1: Alice Marcu - Club/Team Secretary		Contact 2: Leah Howel - Operations Director	
1) 07805264213	2)	1) 07885853928	2)
alicssa20@gmail.com		leah.howel@hotmail.com	

Portsmouth (POR)			
Contact 1: Tanya Mason - Team Secretary		Contact 2: Tracey Cleeve - Team PR Rep	
1) 07951483080	2)	1) 07854032362	2)
portsmouthvolleyballclubsec@gmail.com		portsmouthvolleyballclub@gmail.com	

Richmond VB 2 (RV2)			
Contact 1: John Goalen - Team Secretary		Contact 2: Will McDonald - Coach	
1) 07818513770	2)	1) 07789250742	2)
john.goalen@gmail.com		wi11mcd@aol.com	

South Hants (SOH)			
Contact 1: Jila Hegan - Secretary		Contact 2: Rosemary Bridger - Secretary	
1) 07768956898	2)	1) 07595031356	2)
jilah@hotmail.com		darksaberuk@gmail.com	

Sussex Dolphins 2 (SX2)			
Contact 1: Jessica Bertrand -		Contact 2: Vicky Sarsfield - Team Secretary	
1) 07868448342	2)	1) 07815824264	2)
jessmv_29@hotmail.com		vicky@dolphinvc.co.uk	

W3SW

Cardiff Celts Ladies (CDC)			
Contact 1: Sandra Stoll - Team Secretary		Contact 2: Mark Perkins - Coach	
1) 07595729440	2)	1) 07769292992	2)
Sandra.stoll@web.de		majorperko77@googlemail.com	

Cardiff Falcons (CDF)			
Contact 1: Clare Skidmore - Treasurer		Contact 2: Steve Marshall - Coach	
1) 07891729170	2)	1) 07877946191	2) 2920216589
missclareskidmore@gmail.com		steven.marshall60@ntlworld.com	

City of Bristol Ladies (COB)			
Contact 1: Agata Mrozowska - Team Secretary		Contact 2: Michelle Adams - Team Captain	
1) 07411384038	2)	1) 07917458291	2) 07970998846
agata.r.mrozowska@gmx.com			

Plymouth (PLY)			
Contact 1: Kevin Hamblin - Secretary / Coach		Contact 2: Tanya Summerfield - Player	
1) 01752345683	2) 07503252334	1) 07969074476	2) 01752262448
kevin.hamblin@sky.com		tanyasum07@hotmail.com	

Plymouth Mayflower VC (PLM)			
Contact 1: Andrew Potter - Chairman		Contact 2: Steve Allen - Head Coach	
1) 07971498404	2)	1) 07966159293	2) 01752792492
andrew@sportsway.org		steveallen192@btinternet.com	

Southampton Volleyball Club Women 2 (SV2)			
Contact 1: Claire Thwaites - Team Secretary		Contact 2: Andy Edwards - Coach	
1) 07788714477	2) 02380555851	1) 07810087665	2)
claire.butler@talk21.com		andy@monkeysplayingpingpong.co.uk	

Team Bristol (TBR)			
Contact 1: Kasey Betts - Team Secretary		Contact 2: Saskia Webster - Club Secretary	
1) 07775954813	2)	1) 07799697117	2)
kb16328@my.bristol.ac.uk		sw16152@my.bristol.ac.uk	

Wessex W2 (WX2)			
Contact 1: Wayne Tinsley-Veale - Coach		Contact 2: Dave Gunter - Coach	
1) 07850866915	2)	1) 7792467022	2)
wayne.veale220@btinternet.com		dave.volleyball@hotmail.com	

Yeovil (YVL)			
Contact 1: Jolanta Gasiorowska-Wodz - Team/Club Secretary		Contact 2: Richard Parkes - Chair	
1) 07533165318	2)	1) 07969443992	2)
Jolawodz@gmail.com		Richard.parkes@gmail.com	

WC

Aylesbury Vale VC (AYL)			
Contact 1: Stefania Cuccotti - Club Secretary		Contact 2: -	
1) 07841451785	2)	1)	2)
secretary@aylesburyvolleyball.co.uk			

Barnsley Scorpions VC (BAS)			
Contact 1: Glenn Wraith - Club Secretary		Contact 2: -	
1) 07515018321	2)	1)	2)
Glenn_wraith@yahoo.co.uk			

Newburn Pink Panthers (NPP)			
Contact 1: Sue Sowden -		Contact 2: Tanya Wyatt -	
1) 07749780283	2) 01912640014	1)	2)
sowdenvball@sky.com		tanyawyatt@gmail.com	

Onyx London (ONX)			
Contact 1: Jezy Jurgelianecas - Club Secretary		Contact 2: -	
1) 07824662824	2)	1)	2)
volleyballonyx@gmail.com			

Polonia IMKA (IMK)			
Contact 1: Carlotta Scudeler - Women's Team Secretary		Contact 2: Clair Summersell - Club Secretary	
1) 07948719411	2)	1) 07799097737	2) 02088688017
Carlotta.scudeler@gmail.com		cbsummersell@hotmail.com	

Rhinos - St Phillips (RSP)			
Contact 1: Simonetta Andreazza - Womens Secretary		Contact 2: Angelo Tardugno - Club Secretary	
1) 07480286284	2)	1) 07804888814	2)
Simo.andreazza@gmail.com		Angelo.tardugno@gmail.com	

Team Northumbria (TNO)			
Contact 1: Tom Robinson - Team Secretary		Contact 2: -	
1) 01913495490	2) 07772598192	1)	2)
Thomas.robinson@northumbria.ac.uk			

UK Armed Forces Ladies (ARM)			
Contact 1: Phill Crawford - Club Secretary		Contact 2: -	
1) 07725209825	2) 07976788592	1)	2)
phil.crawford732@mod.gov.uk			

Wombourne V.C. (WOM)			
Contact 1: Michael Di Bernardo - Club Secretary		Contact 2: -	
1) 07875377976	2)	1)	2)
Mikedibernardo87@gmail.com; fixtures@wombournevolleyball.co.uk			

Venues

Abbeywood School

Abbeywood Community School, New Road, Stoke Gifford, Bristol, BS34 8SF, 0117 3075660

Directions:

<https://goo.gl/09xdCG>

Alan Higgs Centre

Alan Higgs Centre, Allard Way, Coventry, Warwickshire, CV3 1HW, 02476 308 244

Directions:

From M1 North: Leave M1 at Junction 21, then at roundabout take the 3rd exit onto the M69 (signposted M69 Coventry, Birmingham). Continue onto Coventry Eastern Bypass - A46 (signposted Coventry East and South, Warwick). At roundabout take the 1st exit onto Coventry Eastern Bypass - A46 (signposted Coventry East and South, Warwick M40). At roundabout take the 2nd exit onto Coventry Eastern Bypass - A46 (signposted Coventry South, Warwick). At Tollbar End roundabout take the 4th exit onto London Road - B4110 (signposted Willenhall). At roundabout take the 1st exit onto London Road - B4110. At roundabout take the 5th exit onto Allard Way - A4082 (signposted Stoke Aldemoor, Binley). Alan Higgs Centre will be on your right hand side.

From M1 South: Leave the M1 at Junction 17, branching left onto the M45 (signposted Coventry South). At roundabout take the 2nd exit onto Coventry Road - A45 (signposted Coventry). At roundabout take the 2nd exit onto London Road - A45 (signposted Coventry). At Tollbar End roundabout take the 3rd exit onto London Road - B4110 (signposted Willenhall). At roundabout take the 1st exit onto London Road - B4110. At roundabout take the 5th exit onto Allard Way - A4082 (signposted Stoke Aldemoor, Binley). Alan Higgs Centre will be on your right hand side.

From M6: Leave the M6 at Junction 2 (signposted Leicester M69, Coventry A46). Take right hand lane (signposted Coventry), then at roundabout take the 3rd exit onto the A46 (signposted Coventry East and South, Warwick). At roundabout take the 1st exit onto the A46 (signposted All Traffic). At roundabout take the 3rd exit, then merge onto Coventry Eastern Bypass - A46. At roundabout take the 1st exit onto Coventry Eastern Bypass - A46 (signposted Coventry East and South, Warwick M40). At roundabout take the 2nd exit onto Coventry Eastern Bypass - A46 (signposted Coventry South, Warwick). At Tollbar End roundabout take the 4th exit onto London Road - B4110 (signposted Willenhall). At roundabout take the 1st exit onto London Road - B4110. At roundabout take the 5th exit onto Allard Way - A4082 (signposted Stoke Aldemoor, Binley). Alan Higgs Centre will be on your right hand side.

M40 South (London): Leave the M40 at junction 15, then at roundabout take the 4th exit onto Warwick Bypass - A46 (signposted Coventry).

M40 North (Birmingham): Leave the M40 at junction 15, then at roundabout take the 1st exit onto Warwick Bypass - A46 (signposted Coventry).

Both: Continue forward onto Warwick Bypass (signposted Coventry, M69). Continue forward onto the A444. At roundabout take the 2nd exit onto London Road - A4082 (signposted Motorway M69, Leicester A46). At roundabout take the 3rd exit onto Allard Way - A4082 (signposted Stoke Aldemoor, Binley). Alan Higgs Centre will be on your right hand side.

Aldershot Garrison Sports Centre

Rawlinson Road, Aldershot, Hampshire, GU11 2LQ, 01252 347724

Directions:

Head South East on A331

Go through 1st roundabout

Take the A3011 exit towards Farnborough/ B3411/Ash Vale

At the roundabout, take the 4th exit onto Lynchford Rd/A3011

Go through 1st roundabout

At the roundabout, take the 1st exit onto Queen's Avenue

Go through the 1st exit

Turn left onto Princes Avenue

Turn left onto Rawlinson Road

Destination will be on the right.

All Saints Sports Centre

All Saints School, 95 Norfolk Park Road, Sheffield, South Yorkshire, S2 2RJ, 0114 272 6700

Directions:

From junction 33 M1, follows signs for A630 Sheffield City Centre. At the roundabout follow signs for A61 Chesterfield. Go past Sheffield Rail station on your left, and after a further half mile you will see a Macdonald's. Here, turn immediately left onto Granville Road and take first right (Norfolk Park Road). The sports centre entrance is approximately 100 yards on your right.

Bethnal Green S.C.

Bethnal Green S.C., Gosset Street, Bethnal Green, London, E2 6NW, 0207 920 7937

Directions:**FROM SOUTH :**

M25 East, take junc2, A2 West, head towards A102(M) Blackwall tunnel. Once through the tunnel take 1st slip A13 towards central London/City. About 1 mile turn right into New Rd. At junction with A11 go straight across (Vallance rd), go under bridge and across mini about. At lights go straight into Squirries St, at the top of the rd, mini about turn left into Gosset st. The College is on the left. N.B. Grounds are also used as a flower market car park.

FROM NORTH :

M11 to the end => A106 then A102(M) towards Blackwall tunnel. Go past slip rd signposted Old Ford, leave at next slip rd A11 Bow, turn right heading towards City. Stay on A11 till you reach the Royal London Hospital. At the lights just past the hospital turn right into Vallance Rd. Then as from South.

FROM EAST :

M11 => A11 until you reach the Royal London Hospital. Then as from North.

FROM WEST :

A40 (M) towards London, over Marylebone Flyover onto A501, go past Madame Tussauds, Regents Pk, go under underpass, past Euston/Kings cross stn, stay on A501(Pentonville rd), keep going straight (Angel tube stn on left) onto City rd. At large about(Old st tube stn) turn left into one way system, move into middle lane & go straight through lights, follow rd round to right & again stay in middle lane, go through lights into Hackney rd, after approx 0.5 mile turn right into Warner Place, at top of rd turn right into Gosset st. College is on the left.

N.B. Grounds are also used as a flower market car park.

Beths Grammar School

Hartford Road, Bexley, DA51NE,

Directions:

Driving instructions: following the M25 towards Dartford, exist onto the A2 west at junction 2. Stay on the A2 traveling towards Bexley. Exit onto the A223. At the round about take the 2nd exit, then turn right onto Hartford road and turn right again where you will see the school on your right.

Boswells School

Boswells School, Burnham Road, Springfield, Chelmsford, Essex, CM1 6LY, 01245 264451

Directions:

From A12 take the A130, signposted Sudbury and Springfield. At roundabout 2nd exit for Springfield. Next roundabout 3rd exit for Sudbury. Mini-roundabout left for North Springfield. Right at next roundabout signposted Broomfield. Left at mini-roundabout into Sidmouth Road. 1st right into Dartmouth Road. At left turn into Bodmin Road, school gates are directly ahead. Follow driveway to the right and the sports hall is directly ahead.

Bournside School

Warden Hill Road, Cheltenham, GL51 3EF, 01242 235555

Directions:

Coming from North or South via M5

At junction 11, take the A40 exit to Gloucester/Cheltenham, At the roundabout, take the 3rd exit onto the A40 slip road to Cheltenham/Gloucestershire/Airport. Follow A40, Hatherley Ln and Hatherley Rd to Warden Hill Rd in Cheltenham Merge onto A40. At the roundabout, take the 3rd exit onto Hatherley Ln. At the roundabout, take the 1st exit and stay on Hatherley Ln. At the roundabout, take the 1st exit and stay on Hatherley Ln. At the roundabout, take the 1st exit onto Hatherley Rd. At the roundabout, take the 2nd exit onto Warden Hill Rd Destination will be on the left

Coming from East

Follow A40 to Hatherley Rd in Cheltenham. At the roundabout, take the 2nd exit onto Northern By Pass Rd/A40. At the roundabout, take the 2nd exit and stay on A40. At the roundabout, take the 1st exit and stay on A40. At the roundabout, take the 3rd exit and stay on A40. Turn left onto Sandford Mill Rd/A40. Turn left onto Old Bath Rd/A40. At the roundabout, take the 2nd exit onto Thirlestaine Rd/A40. Continue on Hatherley Rd. Drive to Warden Hill Rd. Turn left onto Hatherley Rd. At the roundabout, take the 1st exit onto Warden Hill Rd. Destination will be on the left

Bradfield College Sports Complex

Bradfield, Reading, RG7 6BZ, 01189 644600

Directions:

Leave the M4 at Junction 12, heading on the A4 away from Reading towards Theale. Go straight over the first roundabout, and down the dual carriageway. At the next roundabout turn right onto the A340. Take the first left onto Common Hill. Follow this road up the hill, and past a left turn. You will then come to some parts of the College, continue on this road, down a hill until you come to a cross roads. Turn right at the crossroads, and then after about 150 meters turn left into the sports hall car park, which is set down off the road.

Braunton Academy

Barton Lane, Braunton, North Devon, EX33 2BP, 01271 812221

Directions:

Head southwest on M5

At junction 27, take the A361 exit to Tiverton/Barnstaple

At the roundabout, take the 3rd exit onto A361 and travel 6,5 miles

At the next roundabout, take the 2nd exit and stay on A361 towards Barnstaple

At the Portmore roundabout, take the 1st exit and stay on A361, Continue across the Bishops Tawton roundabout

At the Lake roundabout, take the 2nd exit and stay on A361.

At the Sticklepath Roundabout (Barnhenge) take the second exit and travel across the New Taw Bridge.

Turn left at the Pottington Junction onto Braunton Rd/A361, Continue to follow A361 Continue through Chivener roundabout.

Just as you enter the 30mph speed limit for Braunton Turn right onto Wrafton Rd, following signs for North Devon Athletics Track, travel 0.5 miles

Destination will be on the left, Park in car park opposite on the left.

Brentford Fountain Leisure Centre

658 Chiswick High Road, Brentford, Middlesex, TW8 0HJ, 0845 456 6675

Directions:

Brookes Sport Headington

Headington Campus, Cheney Lane, Oxford, Oxfordshire, OX3 0BP, 01865 484373

Directions:**Brooksby Melton College**

Asfordby Rd, Melton Mowbray, Leicestershire, LE14 2LJ, 01664 850850

Directions:

Coming from Leicester towards Melton turn left signposted Brooksby hall, don't turn into the Main hall, follow the road round, the sports hall is round the back. It is the 4th entrance on the left, there is a car park and sports field. If you get to the train track you have gone too far, turn round and take the 1st right. Follow the road that has the rugby field and artificial pitches on your left all the way round, you will see the sports hall and facilities on your left.

Go in gate 2 and park there, sports hall is the building to your left.

Brune Park Community School

Military Road, Gosport, Hampshire, PO12 3BU,

Directions:

From M27 use junction 11 Fareham and Gosport, Follow A27 towards Portchester, go over Bypass to A32, follow A32 all the way down to Military Road. School is on right hand side. Enter through electric gates. Turn right through gates use parking in this area next to big tree or in fenced car park.

Sports Hall, continue down by foot to electric doors next to bike sheds, sports hall on right as you enter.

Caius House Youth Centre

2 Holman Road, Battersea, SW11 3PG,

Directions:**By Train**

The closest train station is Clapham Junction, approximately 12 minutes walk from Caius House. From Bath Spa, the train journey is approximately 1 hour and 20 minutes, changing at Reading. When you arrive at Clapham Junction, exit via Grant Road Exit. Turn right out of the station, then left onto Falcon Road. Continue along Falcon Road until you reach a main intersection where Falcon Road meets Battersea Park Road on the right and York Road on the left. Continue straight ahead, crossing the main intersection onto Battersea High Street (a narrow cobblestone road). Veer left at the end of the cobblestone road onto Gwynne Road, then left into Yelverton Road, where the entrance of Caius House is.

By Car

From the South West – M25/A3

Leave the M25 at J10 (A3 to London)

Follow the A3 for approx. 18 miles into Wandsworth one-way system

Veer left onto the A217 signposted Battersea, and in half a mile take the 2nd exit at the large roundabout onto York Road/A3205. Follow York Road for approx. half a mile, then turn left at the traffic lights into Lombard Road (also the turning to Halfords). Then take the first right into Holman Road, and the Youth Centre is the large building with terracotta coloured cladding running along the entire length of Holman Road.

The entrance is on the short end of the building off Yelverton Road.

From the West – M25/M4

From the M25 J14 Follow the M4 towards London which merges into the A4 for approx. 13 miles until a right turn onto Earls Court Road/A3220. Pass Earls Court station and after 1 mile turn left onto Kings Road/A3217 then after half a mile turn right onto Beaufort St continuing over Battersea Bridge. Take the first right after the bridge onto Battersea Church Road/Vicarage Crescent, then after approx. half a mile turn left onto Holman Road. The Youth Centre is the large building with terracotta coloured cladding running along the entire length of Holman Road.

The entrance is on the short end of the building off Yelverton Road.

From the North-West – M25/M40

Leave the M25 at J16 (M40 to London)

Follow the M40 towards London (which merges into the A40 Western Avenue) for approx. 13 miles, then branch left onto the roundabout and take the 2nd exit A3220 towards Shepherds Bush. Follow the A3220 past for 1 mile past Shepherds Bush station then bear left (one way) then shortly bear right onto the A3220. At traffic lights turn left (one way) onto Pembroke Road, then shortly bear right back onto the A3220 Earls Court Road. Pass Earls Court station and after 1 mile turn left onto Kings Road/A3217 then after half a mile turn right onto Beaufort St continuing over Battersea Bridge. Take the first right after the bridge onto Battersea Church Road/Vicarage Crescent, then after approx. half a mile turn left onto Holman Road. The Youth Centre is the large building with terracotta coloured cladding running along the entire length of Holman Road.

The entrance is on the short end of the building off Yelverton Road.

Note : There is no car park at the venue. There is street parking in adjacent roads; some is free, some is residents only, and some is pay meter parking. Please read roadside parking signs carefully.

Cambridge University Sports Centre

Phillipa Fawcett Drive, Cambridge, CB3 0AS,

Directions:

Campsmount Academy

Ryecroft Rd, Norton, Campsall, Doncaster, DN6 9AS, 01302 700002

Directions:

Directions:

From A1

Exit at Junction 39 (Barnsdale Bar)

Follow signs for Campsall/Norton

Continue along the road for 2 miles into Campsall village

Turn left at the junction

Follow the road round, turn left onto Ryecroft road at the cemetery

College entrance 200 metres on the left

A19 From South

Take a left at Owston Park Lodge onto Sutton Road (signposted Sutton)

Drive through Sutton and into Campsall (approximately 2 miles)

Drive past 'The Old Bells' and Campsall Church (on your right)

Take a left onto Ryecroft Road (Cemetery on your left)

The college drive is approximately 200 metres on your left.

Cardiff City House of Sport

Clos Parc Morgannwg, Cardiff, CF11 8AW, 029 2064 3742

Directions:**Cardiff Metropolitan University**

Llandaff Campus, Western Avenue, Cardiff, South Glamorgan, CF5 2YB, 029 2041 6070

Directions:

Leave the M4 at Junction 29 onto the A48. Take the third exit signposted Newport Rd/City Centre. At the roundabout take the third exit which leads immediately onto a mini roundabout. Take the second exit signposted to NIAC. Go along this road for approx. 1 mile. Pass the speed camera. Cardiff Met entrance will be on your left. The barrier should be open but if not, please press the button and they will let you in. Follow the road around until you see a road off to your left. Turn left and the sportshall and car parking will be on your left.

Cardiff Metropolitan University Cyncoed Campus Sports Hall

Cardiff Metropolitan University, Cyncoed Road, Cyncoed Campus, Cardiff, Wales, CF23 6XD, 029 2041 6777

Directions:

Bus

The 52/52A bus travels from the city centre to the Cyncoed campus every 15 minutes during the day, via Albany Road and Penylan Road.

During term time, the U1 MetRider bus travels from Llandaff to the Cyncoed campus every hour.

Train

Heath High Level and Heath Low Level railway stations are approx. 25 minutes walk from the Cyncoed campus, serving the area from the Rhymney and Coryton lines. See National Rail Enquiries for train times.

Castle Green Sport Centre

Gale Street, Dagenham, Essex, RM9 4UN, 020 827062222

Directions:

From west: take A13 towards Dartford crossing. Go over Alfreds way viaduct. Take next left, and turn in to Gale st. Castle green sports centre just 50 metres ahead on your left hand side.

From east: from M25 take A13 towards central London. Drive until Alfreds way viaduct. Take the exit left on to Ripple rd. Take 4th exit from round about and go back to A13. Take next left, and turn in to Gale st. Castle green sports centre just 50 metres ahead on your left hand side.

Cathedral School

Cardiff Road, Llandaff, Cardiff, CF5 2YH,

Directions:

Exit the M4 at Junction 29 to join the A48. Just after the big Tesco and WJEC CBAC building on Western Avenue turn off down Mill Lane and enter the school via the ramp from the Cardiff Road entrance.

Centre AT7

Bell Green Road, Coventry, CV6 7GP, 02476 308 244

Directions:

Centre AT7: Bell Green Road, Coventry, CV6 7GP. Telephone : 024 7666 5530

BY CAR:

From City Centre Ring Road (anti-clockwise):

Exit the Ring Road at Junction 2, signposted Coventry & Warwickshire Hospital; Bell Green B4109. Filter right at the bottom of the slip road following signs to Coventry & Warwickshire Hospital.

Follow the road to the left towards the Hospital.

Proceed through the one way system past the Hospital and along Stoney Stanton Road.

Stay on the Stoney Stanton Road for 1 and half miles, through eight sets of traffic lights.

At the mini round about (with McDonalds adjacent) proceed straight over to the major roundabout.

Take the third exit off the roundabout signposted Sports Centre.

The entrance to Centre AT7 is immediately on the left.

From the M6:

Exit at Junction 3 of the M6 and take the 4th exit if travelling from the North or the 2nd if travelling from the South from the roundabout signposted Coventry; Holbrooks A444.

Proceed along the dual carriageway for half a mile and take the 2nd exit of f the roundabout signposted City Centre A444.

Proceed along the dual carriage way (Phoenix Way) for half a mile and take the 1st exit at the roundabout signposted City Centre A444; Foleshill Edgwick Industrial Estate.

Proceed along the dual carriageway for half a mile and take the 2nd exit signposted City Centre A444; Bell Green (this roundabout features a metal spiral sculpture).

Proceed along the dual carriageway for half a mile and take the 2nd exit and Centre AT7 is immediately on your left.

BY BUS:

From City Centre:

West Midlands Travel 21 and 31c provide a regular service between the City Centre and Courthouse Green. If using the 21 alight on the Bell Green Road at the first stop after the roundabout opposite the Post Office. The 31 stops at Sainsbury's, a short walk form Centre AT7.

The Park and Ride scheme also operates a service between Centre AT7 and the City Centre.

Centre for Sport & Exercise Science

Tyndall Avenue, Bristol, BS8 1TH, 01179 289000

Directions:

Car

The M4 and M5 motorways put both London and Birmingham within a two-hour drive, while the M32 allows direct access from the M4 to the heart of the city.

Directions to the University campus from the M32 (also available as a Google Map)

Exit the M4 at junction 19 marked for the M32

Follow the M32 southwest into Bristol

Continue onto the A4032

Continue straight onto Bond Street / A4044

At St. James Barton roundabout, take the 2nd exit onto Marlborough Street / B4051

Continue to follow B4051

Turn right at Woodland Road

At the top of the hill is a crossroads. Turn right into Tyndall Avenue

Senate House (the University's central administration building) is the tall building on the corner

If travelling from the South and South West, the A4, A38 and A37 provide direct access to the city centre (see Google map for A4, Bath Road).

Christ's School

Queens Road, Richmond Upon Thames, London, TW10 6HW, 020 8940 6982

Directions:

The sports hall is at the back of the Secondary School. From the car park, go round the right hand side of the school.

By Underground

Richmond underground station (District Line) is about 3/4 of a mile from the school.

By Bus

33 Fulwell – Hammersmith

65 Ealing – Kingston

90 Richmond Station – Northolt

190 Richmond – West Brompton

290 Richmond – Staines

337 Richmond – Clapham Jct

371 Richmond – Kingston

391 Fulham – Richmond

H22 Richmond – Hounslow West

H37 Richmond – Hounslow

R69 Richmond – Hammersmith

R70 Richmond – Hanworth

By Train

Richmond BR is about 3/4 of a mile from the school and the North Sheen BR is only 1/4 of a mile from the school.

By Car

The school is just off the South Circular (A205), near the centre of Richmond. Obviously that means that the roads are likely to be busy on match days, so leave plenty of time. Coming from Sheen you should turn left at the Black Horse pub onto Queen's Road.

Cleobury Mortimer Sports Centre

Cleobury Mortimer Sports Centre, Lacon Childe School, Love Lane, Cleobury Mortimer, Shropshire, DY14 8PE, 01299 271317

Directions:

From M6: Leave M6 at Junction 13 and take the A449 to Wolverhampton. Follow the A449 (Ring Road) and turn off for Bridgnorth on the A454. When you reach Bridgnorth turn left at the islands and then turn right about 100 yards after. Follow the road over the bridge and around the bend until you come to a long right hand corner. When you go around the corner turn immediately left by the garage and this puts you on the B4363 to Cleobury Mortimer. *When in Cleobury go through the village past the 1st garage on your left. Before you reach the 2nd garage turn right into Love Lane (Sports Hall is signposted here), follow the road up and round past Lacon Childe School on your left. Take next left into Bus Park where you will be able to see the hall.

From M42: Leave M42 at Junction 1 and go into Bromsgrove, take the A448 and head to Kidderminster, head for the Town Centre, go down the hill past the Railway Station until you reach an island. Turn right and follow the Ring Road, going straight across the next 3 roundabouts. Head towards Bewdley, past the Safari Park, and then onto the A456 heading towards Tenbury Wells. Turn off, after about 4 miles, right to Cleobury Mortimer on the A4117, then as * above.

Coombe Dean School

Coombe Dean School, Charnhill Way, Elburton, Plymstock, Devon, PL9 8ES, 01752 403113

Directions:

Leave the A38 at Marsh Mills Roundabout signposted 'Town Centre' (1st left passing Sainsbury's on your left). You are now on the Embankment, with the river on your left. Towards the end of the Embankment take the right hand lane signposted 'Plymstock Kingsbridge'. This will lead you onto a minor junction - turn left. At the set of traffic lights you will also turn left. Drive over the bridge, following the signs for 'Kingsbridge'. Stay on the A379 for approx. 2 miles, through 3 roundabouts. At the next roundabout turn right into Springfield Road. At the first set of traffic lights (not pelican crossing) turn left into Reservoir Road, proceed 400m and turn right into Charnhill Way. The school is at the end of Charnhill Way. Journey time from Marsh Mills roundabout to Coombe Dean school takes approx. 10-15 mins.

Cranfield Fitness Centre

45, College Road, Cranfield, Bedford, MK43 OAL, 01234 752988

Directions:

Most teams will come via the M1. Southbound, the exit is Junction 14. Turn left onto A509 and then right onto Newport Road. At a village called Moulsoe, this becomes Cranfield Road. Follow this towards Cranfield Airport. When you reach the campus, turn left onto University Way. Follow this right up until it becomes College Road in the heart of the campus. Take the first left onto Lanchester Road and the sports hall is immediately on your left. Parking is plentiful and is just a few yards down Lanchester Road on your left.

Teams travelling Northbound should take the exit at Junction 13. Turn right onto Salford Road toward Hulcote. Once you reach Salford, turn right onto Cranfield Road. From there, the instructions are as above.

Crestwood College

Shakespeare Road, Boyatt Wood, Eastleigh, Hampshire, SO50 4FZ, 02380 645 503

Directions:

From M3 Southbound - Exit at junction 12. At the roundabout take the 2nd exit onto the A335. At the next roundabout take the 3rd exit onto Woodside Avenue. Follow the road along until you drive under a foot bridge. Immediately after the bridge turn left into Shakespeare Road and the school is on the left hand side.

Access to the sports hall is via reception at the red gates next to the church. The Sports hall is situated at the back of the School.

From M3 Northbound - Exit at junction 13 and then turn right onto A335 (Leigh Road). At Holiday Inn traffic light junction turn left into Woodside Avenue. Follow this down to the roundabout. Take 2nd exit and just past B&Q turn right into Shakespeare Road and the School will be on your right. Access to the sports hall is via reception at the red gates next to the church. The Sports hall is situated at the back of the School.

Darlington Education Village

Darlington Education Village, Salters Lane South, Darlington, Durham, DL1 2AN, 01325 254000

Directions:

1. Leave A1(M) at Junction 57, signposted Darlington & Teesside A66(M)
2. At roundabout take 1st exit, following signs for Darlington (A66)
3. At the next roundabout take 3rd exit, signposted Teesside/Yarm (A66)
4. Go straight over the next 3 roundabouts
5. At the 4th roundabout take the 1st exit, signposted Darlington
6. At the next roundabout take 1st exit, signposted Town Centre
7. At the mini roundabout take the 2nd exit onto Salters Lane South
8. Follow the road round over several speed bumps and the school will be on the right hand side.

Dartford Technology College

Dartford Technology College, Heath Lane, Dartford, Kent, DA1 2LY, 01322 224 309

Directions:

From M25, Exit at J1B towards Dartford A225. Take exit on to A296 / Princes Road towards Dartford. Stay on Princes Road continue over 1 roundabout. At lights turn right on to Lowfield Street A225. Turn left at Heath Street. At roundabout 2nd exit on to Heath Lane. Turn right in approximately 100 yards.

David Ross Sports Village

University of Nottingham, University Park, Nottingham, Nottinghamshire, NG7 2RD, 0115 9515151

Directions:

Dean Trust Ardwick

345 Stockport Road, Manchester, M13 0LF, 0161 972 2988

Directions:

Directions Ardwick from West:

M62 (signs for M6/M57/Manchester/Warrington/St Helens/Huyton). Keep right to continue on M602. Continue onto Regent Rd/A57. Continue to follow A57. Keep right to continue on A57(M), follow signs for Ring Road/M'cr Airport/A5103/Birmingham/M6/Stockport/A6/Sheffield/A57. Take the A6 exit towards Stockport/Sheffield/Piccadilly/A57/A34. Keep right, follow signs for A6. Turn right onto London Rd/A6. Continue to follow A6. At the roundabout, take the 3rd exit onto Stockport Rd/A6. Destination will be on the left

Directions from South

M6

At junction 19, take the A556 exit to Manchester/M'cr Airport/M56. At Tabley Interchange, take the 3rd exit onto Chester Rd/A556. At the roundabout, take the 3rd exit onto the M56 slip road to Manchester/M'cr Airport. Merge onto M56. Keep left at the fork to stay on M56. At junction 1, exit onto Kingsway/A34 towards City Centre/Didsbury. At the roundabout, take the 1st exit onto Moseley Rd/A34. At the roundabout, take the 2nd exit onto Birchfields Rd/A34. Turn right onto Birch Hall Ln. Continue onto Birch Ln. Turn left onto Stockport Rd/A6. Destination will be on the right

Directions from East

M62

At junction 20, take the A627(M) exit to Rochdale/Oldham. At Thornham Interchange, take the 1st exit onto A627(M) heading to Oldham. Continue onto Broadway/A663. Turn left to merge onto M60 towards Ring Rd (E & S)/Ashton-u-Lyne/Sheffield/M'cr Airport/M67/M56. At junction 24, take the A57 exit to M'cr City Centre. At Denton Island, take the 3rd exit onto Manchester Rd/A57. Continue to follow A57. Turn left onto Devonshire St/A665. Turn left onto Stockport Rd/A6. Destination will be on the left

Derby Arena

Royal Way, Pride Parkway, Derby, Derbyshire, DE24 8JB, 01332 640011

Directions:

The arena is signposted from all major routes.

There are extensive directions on their own website from various routes on this [link](#)

The Derby Arena is located on pride park business park. Coming from major roads travel towards the signposted 'Wyvern Centre' to join Wyvern way. At a roundabout turn onto Derwent parade and continue until reaching derby arena.

Derbyshire Volleyball Centre (Derby Moor)

Derby Moor Community Sports College, Moorway Lane, Derby, Derbyshire, DE23 2FS, 01332 772 706

Directions:

Exit M1 at Junction 25 follow signs to Derby A 52 drive for 6 miles. At the Pentagon roundabout stay in the middle lane follow signs to Uttoxeter, A 52, inner ring A516, Derby Royal Hospital. At Ring Road junction turn left onto Ring Road A 5111 stay in right hand lane for half mile. At junction turn right onto a 5250 towards a Littleover after half a mile turn left onto Old Hall Road drive about half mile turn right onto Moorway Lane. Derby Moore is on your right about 150m

Doug Ellis Sports Centre

City North Sports Centre, Birmingham City University, 150 Wellhead Lane, Perry Barr, Birmingham, West Midlands, B42 2SY, 01213 318 870 Or 08452 671 192

Directions:

Driving directions From M5 Junctions 1

1. Take exit 1 toward WEST BROMWICH / B'HAM (NW) 0.25 mi
 2. Turn slight right 0.16 mi
 3. Turn slight left at Birmingham Rd (A41) 0.74 mi
 4. Turn slight left at Island Rd (A4040) 1.2 mi
 5. At the roundabout, take the 2nd exit onto Church Lane (A4040) 0.53 mi
 6. At the roundabout, take the 2nd exit onto Church Lane (A4040) 0.91 mi
 7. At Birchfield Rd, take the 1st exit onto Birchfield Rd 0.18 mi
 8. Slight right to merge onto Harrier Way 0.16 mi
 9. Turn slight left at Harrier Way - Continue on A4530 0.08 mi
 10. Turn right at Wellhead Lane 0.13 mi
- First left is Doug Ellis Sports Centre

Driving directions From M6 Junctions 7

- 1 From M6, Junction 7
 2. Take exit 7 toward BIRMINGHAM (N) 0.31 mi
 3. Slight left to merge onto Birmingham Rd (A34) 0.45 mi
 4. Keep left at the fork, and merge onto Birmingham Rd (A34) 2.32 mi
 5. Keep left at the fork 0.14 mi
 6. Turn slight left at Harrier Way - Continue on A4530 0.08 mi
 7. Turn right at Wellhead Lane 0.13 mi
- First left is Doug Ellis Sports Centre

Driving directions From M6 Junctions 6

1. From M6, Junctions 6
2. Take exit 6 toward BIRMINGHAM (CEN.) A38 / BIRMINGHAM (NE) 0.15 mi
3. Keep right at the fork, follow signs for BIRMINGHAM (NE) A38 0.34 mi
4. At the roundabout, take the 4th exit onto Lichfield Rd (A5127) 0.3 mi
5. Keep right at the fork, and merge onto Lichfield Rd (A5127) 0.15 mi
6. Keep right at the fork 0.36 mi
7. Turn left at Aston Hall Rd (B4137) 0.24 mi
8. Continue 0.01 mi
9. Turn right at Witton Lane (B4137) 0.09 mi
10. Turn slight right at Witton Lane (B4137) 0.41 mi
11. At the roundabout, take the 2nd exit onto Aston Lane (A4040) 0.49 mi
12. Turn right at Wellhead Lane 0.17 mi
13. Turn slight left at Wellhead Lane 0.14 mi
- 14 Next to National Express Bus Garage Right is 150, Wellhead Lane, Perry Barr, Birmingham, B42 2SY

Dudley Evolve

Tower Street, Dudley, DY1 1AF,

Directions:

Venue Name: Dudley Evolve (part of Dudley College of Technology)

Address: Tower Street, Dudley, West Midlands DY1 1AF

By road

Dudley Evolve, part of Dudley College, is located not far from junction 2 of the M5 motorway. On exiting junction 2, head towards Dudley on the A4123, passing a large Tesco Superstore on your right after 4 miles. Upon reaching the island after this superstore, continue straight on past the visitor entrance to Dudley Zoo and Castle. Heading up the hill, go over at the first set of lights. You will then see Dudley Evolve on your left. There is paid car parking opposite Dudley Evolve, however if you continue straight for 200m, passing a set of traffic lights, there is the main college campus car park, where parking is free.

By rail

The local rail stations of Coseley and Dudley Port offer links to the local branch line between Wolverhampton and Birmingham New Street. Both stations are around 2 miles away with local bus services and taxi firms available.

A map of our location is available [here](#)

Durham University Sport (Queens Campus)

Stockton University Boulevard, Thornaby, Stockton-on-Tees, TS17 6BH, 0191 334 2178

Directions:**By Bus**

Regular services run from Stockton and Middlesbrough to Teesdale and X1 services from Newcastle, Durham, Sedgefield and Middlesbrough stop outside the Holliday Building on University Boulevard and travel direct to the Durham University Science Site.

By Rail

East Coast Main Line operate high speed services from London, York and Edinburgh to Darlington, with a connection to Thornaby Railway Station.

The Transpennine Express provides a direct approximately hourly service from Manchester Airport, Manchester, Leeds and York to Thornaby.

Northern Rail operate a regular service from Saltburn to Newcastle and Bishop Auckland that stops at Thornaby and Durham.

By Road

Queen's Campus, Stockton is linked by the A66 to the A1(M) and the A19.

From A19 North to Queen's Campus, Stockton

1. Join the A66, signposted Stockton/Darlington
2. Take the first slip road from A66, signposted Teesside Retail Park/Tees Barrage
3. Turn right at the traffic lights, over the bridge across the A66, following signs for the Barrage.
4. Turn left at the roundabout.

From A19 South

Join the slip road for the A66 signpost Stockton/Darlington.

Keep on the slip road and follow the signs for the Barrage as described above.

Easton & Otley College

Easton Campus, Easton, Norwich, Norfolk, NR9 5DX, 01603 731200

Directions:

Satnav users, please use the following postcode: NR9 5GA (Dunham Road, Easton, Norwich).

From the North, come off the A47 at Easton and take the 3rd exit at the roundabout on to Dereham Road. Follow this road and turn right in to Bawburgh Road. Follow this road until you meet Broom lane and the College is directly in front of you.

From all other directions come off the A47 at the Longwater junction and at the roundabout take the first junction on the left which is Long Lane. Follow this road and it will turn in to Marlingford Road. At the junction turn right on to Bawburgh Road and the college will be on the left where the road turns in to Broom Lane.

When you enter the college you need to follow the signs to the sports centre which is right round the back of the campus, past the tennis centre.

English Institute of Sport

English Institute of Sport, Coleridge Road, Sheffield, South Yorkshire, S9 5DA, 0114 2235600

Directions:

Leave motorway at junction 34 (Sheffield Meadowhall). At the roundabout follow signs A6178 City Centre and Attercliffe. Go past Meadowhall Shopping Centre on your right. Keep straight on this road. Pick up signs to Attercliffe and Don Valley Stadium / Sheffield Arena. Go past the Sheffield Arena on your left. Keep straight on this road (Attercliffe Road). The English Institute of Sport is on your left between Sheffield Ice Stadium and Don Valley Stadium on Coleridge Road.

Ernest Bevin College

Ernest Bevin College, Beechcroft Road, Tooting, London, SW17 7DE, 020 8672 8582

Directions:

From North: M4 Junction 2. A205 South circular for about 6.5 miles. On entering Wandsworth continue forward onto West Hill (A3). At Wandsworth Town turn right, then left onto Armoury Way (1 way system). Stay in the right hand lane, follow the one way system into Fairfield Street. Then at end turn left (signposted South Circular, Central London) onto East Hill. Turn right, then right again (following 1 way system). Branch left onto Trinity Road A214. Continue forward for approx 2.7 miles entering Tooting. Turn right into Broderick Road and left at the end into Beechcroft Road. College is 300m on right.

From South: M3, A316, A205 South Circular then as above.

Nearest tube station: Tooting Bec (1km)

Nearest Main Rail: Wandsworth Common (700 metres)

Essex University Sports Centre

Wivenhoe Park, Colchester, CO4 3SQ, 01206 873250

Directions:

If you are driving from London and the South via the A12, take the exit marked Colchester (A133). SAT NAV directions to the University using the postcode can be misleading therefore, it is recommended to follow roadside directional sign posts to the University.

If you are driving from Ipswich and the North on the A12, take the exit marked Colchester.

From Colchester, the University is off the A133 to Clacton.

The sports centre is next to the new multi storey, car park B, entrance 1 (bottom of map). You can park in Car Park A or B. Please enter via the red dotted route.

Fairfield High School

Fairfield High School, Fairfield Avenue, Droylsden, Manchester, Greater Manchester, M43 6ED, 0161 370 1488

Directions:

Exit M60 at J23. Take A635/A662 towards Manchester/Droylsden. Go past the retail park on the left hand side. At the lights go straight on (A635 Manchester Old Road). Go straight on at the next 2 sets of lights (car show room on the left). Just after pelican crossing (by the chemist and before petrol station), turn right into Fairfield Avenue. The school is at the top of the avenue.

Ferry Leisure Centre

Ferry Sports Centre, Diamond Place, Oxford, Oxfordshire, OX2 7DP, 01865 467060

Directions:

From M40 Northbound: Leave the motorway at Junction 8 and follow the A40 to the Oxford ring road. At the Green Round roundabout turn right onto the Oxford ring road. After about 4 miles turn left at the next roundabout (Cutteslowe) signed for Summertown and Oxford City Centre. This is Banbury Road. After you have passed some shops in Summertown, you arrive at traffic lights. Turn left onto Marston Ferry Road. Turn left again on the first road and you arrive at the Ferry Sports Centre.

From M40 Southbound: Leave the motorway at Junction 9 and at the roundabout join the A34 southbound towards Oxford. Take the Pear Tree exit signed for Oxford (about 5 miles). At the interchange follow the short dual carriageway towards Oxford. At the next roundabout (Wolvercote) take the second exit (A40 signed for London). After about a third of a mile at Cutteslowe Roundabout turn right towards Summetown (Banbury Road). After you have passed some shops in Summertown, you arrive at traffic lights. Turn left onto Marston Ferry Road. Turn left again on the first road and you arrive at the Ferry Sports Centre.

Hartpury College

Hartpury House, Hartpury, Gloucester, GL19 3BE, 01452 702345

Directions:

Coming from South via M5:

At junction 20, Use the left 3 lanes to merge onto M5. At junction 12, exit towards A38/Gloucester. Take A38, A430 and A417 to your destination. At the roundabout, take the 1st exit onto B4008. At the roundabout, take the 3rd exit onto A38. At the roundabout, take the 1st exit and stay on A38. Continue onto Bristol Rd / A430. At the roundabout, take the 3rd exit onto Hempsted Ln / A430. Use the left 2 lanes to turn left onto Over Causeway / A417. At the roundabout, take the 2nd exit onto A417. Turn left

Coming from North via M5:

At junction 11, take the A40 exit to Cheltenham / Gloucester / Staverton Airport. At the roundabout, take the 3rd exit onto the A40 slip road to Gloucester / Cirencester. Follow A40 and A417 to your destination

Merge onto A40. At Elmbridge Ct, take the 4th exit and stay on A40. At the roundabout, take the 2nd exit and stay on A40. At the roundabout, take the 3rd exit onto A417. Turn left

Coming from East (A417 / A436)

Follow A417, A40 and A417. Turn right onto A436. At the roundabout, take the 2nd exit onto A417. At Zoons Court Roundabout, take the 2nd exit and stay on A417. At the roundabout, take the 3rd exit and stay on A417. At Elmbridge Ct, take the 2nd exit onto A40. At the roundabout, take the 2nd exit and stay on A40

At the roundabout, take the 3rd exit onto A417. Turn left

Hull Holy Trinity House Academy

95-133, George Street, Kingston upon Hull, Hull, HU1 3BW, (01482) 326421

Directions:

From the M62 follow the A63 castle street into Hull, at the magistrates court turn left onto market place and follow the road straight onto Lowgate, towards George st. turn right at the 'T' junction then take an immediate left down Charlotte Mews St - a very small cobbled road (down the side of position nightclub). Parking is available at the school on the left.

Huntcliff School

Saltburn Learning Campus, Marske Mill Lane, Saltburn by the sea, TS12 1HJ,

Directions:**Iffley Sport Centre**

Jackdaw Lane, Iffley Road, Oxford, OX4 1EQ, 01865 240 476

Directions:

From the Oxford Ring Road (A4142/A34/A40):

Exit at Littlemore Roundabout towards City, Iffley & Rose Hill Now on A4158 (Iffley Road) Entrance to Sports Complex via Jackdaw Lane Once you are on the Jackdaw Lane, the complex entrance is on your right.

Irlam & Cadishead Leisure Centre

Liverpool Road, Irlam, Manchester, M44 6BR, 0161 775 4134

Directions:

From South:

M6 northbound. Take junction 21 the A57 exit to Irlam/Warrington (Ctr & East)

At the roundabout, take the 3rd exit onto Manchester Rd/A57

Continue to follow A57 for (4.3 miles

At the roundabout, take the 3rd exit onto Cadishead Way/A57

After 0.9 miles - turn left onto Fairhills Rd/B5311 (0.5 mi)

Travel 0.5 miles & keep right to stay on Fairhills Rd/B5311

Turn right at the T junction onto Liverpool Rd/B5320

Sports Centre is on the right

From North:

From M62, join M60. Take junction 11 exit to Eccles/Irlam.

At the roundabout, take the 3rd exit onto Liverpool Rd/A57 (signed Irlam), travel 1.8 miles

At the roundabout, take the 2nd exit onto B5320

Travel 1.4 miles - Sports Centre is on the left

Island Sports Trust

100 Manchester Road, London, London, E14 3DW, 0207 001 9441

Directions:**Itchen College Sports Centre**

Itchen College, Middle Road, Bitterne, Southampton, Hampshire, SO19 7NS, 02380 448787

Directions:

From M3, head eastbound along the M27, Leave M27 at Junction 8, taking the A3024 towards Southampton and Bitterne. At the roundabout take 3rd exit A3024 Bursledon Road. Go along approximately 5 miles, at the top of the hill opposite the Chinese Takeaway, take left turn into Ruby Road, continue into Middle Road. The College is on the right, if you reach the Earl of Locksley Pub you have gone too far.

JFS School, The Mall

Kenton, Harrow, HA3 9UB,

Directions:

Joseph Rowntree School

Haxby Road, New Earswick, York, North Yorkshire, YO32 4BZ, 01904 552100

Directions:

Take the A19 until you reach the York Northern bypass. Take 1st exit at roundabout (A1237). At the 3rd roundabout take the 3rd exit (signposted New Earswick). Joseph Rowntree School is on the left in less than 1/4 mile.

Jubilee Sports Centre

University of Nottingham Innovation Park, Wollaton Road, Nottingham, NG8 1BB, 0115 846 8288

Directions:

- From North, Leave M1 at Jct 26, At roundabout take 1st exit A610 to Nottingham and go through 2 rdts, After 2.5 miles turn right onto Western Boulevard/ A6514, After 1.3 miles turn left at Rdt onto Wollaton Rd/ A609, After 0.2 miles turn right onto Triu

Keele University Sports Centre

Keele University Sports Centre, Keele University, Keele, Newcastle Under Lyme, Staffordshire, ST5 5BG, 01782 583368

Directions:

If travelling on Motorway M6, come off at Junction 15. Turn left at first roundabout, towards Newcastle; Holiday Inn is on your left. Go straight up the bank to roundabout, go straight over. At next roundabout go left. At next roundabout go straight over into Sneyd Avenue. At T junction (Thistleberry Avenue) go left and road turns into Gallowstree Lane. At roundabout take first exit up Keele Bank towards Keele University. At roundabout take left onto Keele Campus. Go right at mini roundabout, straight over the next one and down the bank to next roundabout where you take a right. Over speed hump and first left. Then first right into Sports Hall car park.

If travelling up M1 join A50 and head towards Stoke. Turn left at large roundabout (you will have just gone past Britannia Stadium [Stoke City football ground] on your left), heading for A500 and M6. Bear right onto the A500. Drop down to roundabout and turn right. Holiday Inn is on your left. Go straight up the bank to roundabout, go straight over. At next roundabout go left. At next roundabout go straight over into Sneyd Avenue. At T junction (Thistleberry Avenue) go left and road turns into Gallowstree Lane. At roundabout take first exit up Keele Bank towards Keele University. At roundabout take left onto Keele Campus. Go right at mini roundabout, straight over the next one and down the bank to next roundabout where you take a right. Over speed hump and first left. Then first right into Sports Hall car park.

Kendrick School

Kendrick School, London Road, Reading, Berkshire, RG1 5BN, 0118901 5859

Directions:

From East:

From M4 take Junction 10 and go towards Reading on the A329(M). Follow the signs to Reading, turning from the A329(M) onto the A4. Keep following the A4 (London Road) and keep in the middle lane when the road turns into a 3-lane one-way road. The right hand lane turns off as you are passing the hospital on the left and then a Murco garage on the right. Keep in the middle lane until after the right hand lane has turned off into Sidmouth Street. Turn right into East Street (one way road) straight after the Turks Head pub, the school entrance is about half way down on the right hand side.

From West:

From M4 take Junction 11 and go towards Reading on the A33. Follow the signs to Reading over several roundabouts, until the road changes to the A329. When you get to the ring road junction, turn right onto the ring road (A329), following signs for the Oracle. Then take the first exit, taking you down to the Oracle roundabout. Take the third exit (the 2nd exit is both for the Oracle car park and the A329, do not take either) and follow the road round to the right at traffic lights at the end. Take the first left into South Street, then turn right into Sidmouth Street, at the top turn right onto London Road (A4). East Street is the right turn immediately after the Turks Head pub, the Kendrick School entrance is about half way down on the right hand side. Please note East Street is a one-way road.

Note: It's MUCH easier from junction 10 if people don't mind doing one more junction on the M4 when coming from the West.

Kidlington & Gosford Leisure Centre

Oxford Road, Kidlington, OX5 2NU,

Directions:**Kingston College Arena**

Kingston Hall Road, Kingston-upon-thames, Surrey, KT1 2AQ, 0208 268 2768

Directions:

Walking from Bus or Railway station

Leaving from either exit of Kingston Railway Station, make your way over to the Rotunda Leisure Centre (silver building, diagonally across the road from you). Keeping the Rotunda on your left, walk along this road (Clarence Street). You will pass Oceana and the telephone sculptures, also on your left. Continue until you come to a large road junction with pedestrian crossings. Continue straight across (the bus station will be visible on your left). Walk along this road (Wheatfield Way) past the Kingston Museum, and continue to follow the main road. Cross at the pedestrian lights over Fairfield South and follow the road until you reach the College Roundabout. The College is clearly visible from here.

By Bus

London Buses services 57, 65, 71, 85, 111, 131, 213, 281, 406, 726 and others stop at Cromwell Road Bus Station in Kingston. From Kingston bus station it is a 5 min walk.

By Train

Kingston is 25 minutes from London Waterloo station (Travel card zone 6). Take South West Trains services from London Waterloo, Clapham Junction or Wimbledon calling at Kingston. There are 6 trains per hour from London Waterloo to Kingston, of which 4 run via Wimbledon and 2 run via Richmond and Putney. There are also 2 trains that run to Shepperton travelling through Kingston. From Kingston station it is a 5 min walk.

By Car

To find the centre by car from all directions follow signs to The Rose car park. Nandos chicken restaurant is on the corner of the road that leads to the car park. The Arena is located 50m past the vehicle entrance to the car park. From 6.30 pm you can park your car for £1.00.

Lambeth Academy

Elms Road, Clapham, London, SW4 9ET, 020 7819 4700

Directions:

Coming from M25 – West of London:

Take the M4 (Junction 15) exit toward London (W&C)/Slough/Heathrow Airport, this will change to become the A4. Continue on A4.

Continue to follow the A4 until you get to Earls Court Road. Turn right onto Earls Court Road (A3220)

Follow A3220 for about 1 mile and then turn left onto Cremorne Rd (A3220) Continue onto Cheyne Walk (A3212) and follow for aprox. 1 Mile. Turn right onto Chelsea Bridge Rd (A3216) and follow for 1 mile then turn left onto Silverthorne Rd (B224). Continue to follow this road for about a mile and keep right to continue on to Old Town (B303)

Keep following the B303 until it changes to The Pavement then turn right onto Clapham Common South Side (A24) Follow this until you reach Elms Road on the left. Turn left onto Elms Rd and Lambeth Academy will be on the left.

Lavington School

Lavington School, The Spring, Market Lavington, Devizes, Wiltshire, SN10 4EB, 01380 812 352

Directions:

Leave the M4, J17 towards Chippenham (A350). From Chippenham take the A4 towards Derry Hill/Devizes. At Derry Hill take the A342 into Devizes and take the A360 towards Petherne. Continue on this road for around 6 miles until the crossroads. Turn left at the crossroads and the school is 1 mile on the left.

LeAF Academy

Oakmead Technology College, Duck Lane, Bournemouth, BH11 9JJ, 01202 774 600

Directions:

Coming on the A350, take the A3049 and then the A348, go past a Shopping / business park on your right, at the next small roundabout go right into Poole Lane. Follow the road until you come to Duck Lane on your left.

From the East go via Ferndown towards Poole. At the Bear Cross roundabout go straight over on the A348. Past the playing fields on your left to a roundabout. Take the first left into Poole Lane as above.

Levenshulme High School

Crossley Road, Manchester, M19 1FS, 0161 2244625

Directions:

Directions to Levenshulme High School From South:

M6

At junction 19, take the A556 exit to Manchester/M'cr Airport/M56. At Tabley Interchange, take the 3rd exit onto Chester Rd/A556. At the roundabout, take the 3rd exit onto the M56 slip road to Manchester/M'cr Airport. Merge onto M56. Keep left at the fork to stay on M56

At junction 1, exit onto Kingsway/A34 towards City Centre/Didsbury. Turn right onto Grangethorpe Dr. Continue onto Crossley Rd. Turn left. Destination will be on the left

Directions from East:

M62

At junction 20, take the A627(M) exit to Rochdale/Oldham. At Thornham Interchange, take the 1st exit onto A627(M) heading to Oldham. Continue onto Broadway/A663

Turn left to merge onto M60 towards Ring Rd (E & S)/Ashton-u-Lyne/Sheffield/M'cr Airport/M67/M56. Take the A560 exit. Continue straight onto Crookilley Way/A560

At Portwood Roundabout, take the 5th exit onto Tiviot Way/A626. At the roundabout, take the 3rd exit onto Manchester Rd/A626. Turn right onto Wellington Rd N/A6. Turn left onto Crossley Rd. Turn right onto Errwood Rd. Turn left. Turn left. Destination will be on the right

Directions from West:

M62 (signs for M6/M57/Manchester/Warrington/St Helens/Huyton). At junction 10, exit onto M6 towards Birmingham. At junction 20A, take the M56 exit to North Wales/Chester/Runcorn/M'cr (S & Airport). Keep left at the fork, follow signs for M56/Manchester Airport/Manchester S and merge onto M56. Keep left at the fork to stay on M56. At junction 1, exit onto Kingsway/A34 towards City Centre/Didsbury. Turn right onto Grangethorpe Dr. Continue onto Crossley Rd. Turn left. Destination will be on the left

Leys Sports Complex

Leys Sports Complex, Trumpington Road, Cambridge, Cambridgeshire, CB2 2AD, 01223 508986

Directions:

From M11 take junction 12 (A603). Head towards Cambridge City Centre. You will enter a built up area. Continue on the main road, it turns sharp left alongside a park. When you get to roundabout turn right. You will go over the river and come to a mini roundabout. Turn right onto Trumpington Road. Go past the main entrance to the school and then turn right into sport centre just after telephone box.

Leyton Sixth Form College

Essex Road, London, E10 6EQ,

Directions:

At junction 27 on M25, exit onto M11

At junction 4, take the A406 (W) exit on the right to A503/A10/A1/N Circular
0.5 mi

Merge onto N Circular Rd
0.6 mi

Take the Leytonstone/Woodford/A104/Walthamstow/A503 exit
0.2 mi

At the roundabout, take the 1st exit onto Woodford New Rd/A104
1.1 mi

At the roundabout, take the 2nd exit onto Lea Bridge Rd/A104

Take the 4th turning on the left, Essex road (opposite Tesco's petrol station)

At the mini roundabout, turn right.

Leyton Sixth form college is on your left hand side. The Sportshall is directly in front of you.

Life Leisure Brinnington Park

Northumberland Road, Brinnington, Stockport, SK5 8LS, 0161 494 6465

Directions:

STOCKPORT Volleyball Club ["the S'PORT"] will play its' NVL, Manchester League and Juniors competitive matches in 2018/2019 Season at Stockport's brand new facility, Brinnington Park. It is a fantastic Complex, operated by Life Leisure. Home to fantastic new sports amenities and programming, the Centre provides an array of opportunities to play in a state-of-the-art building with own changing rooms for the S'PORT and Visiting Teams.

Directions to the Venue, travelling anticlockwise EAST on M60 (from South) are:

Come off the Manchester circular motorway M60 at Junction 27.

At this 'Portwood Roundabout', take the exit onto Carrington Road/B6104.

Turn onto Brinnington Road.

Turn left after rear of row of shops on to Northumberland Road.

Will see sign on the left for Brinnington Park.

Pull in to car park and park to front of Centre (right hand side).

Directions to the Venue, travelling clockwise WEST on M60 (from North) are:

Come off the Manchester circular motorway M60 at Junction 25.

Take the A560 exit to Bredbury.

Continue on Ashton Road/A6017.

Take Lingard Lane, then on to Brinnington Road.

Turn right before shops in Centre of Brinnington on to Northumberland Road.

Will see sign on the left for Brinnington Park.

Pull in to car park and park to front of Centre (right hand side).

Loddon Valley Leisure Centre

Loddon Valley L.C., Rushey Way, Lower Earley, Reading, Berkshire, RG6 4GD, 0118 9312066

Directions:

M4 Junction 11, take B3270 East, parallel to the Motorway. Follow road past Foster Wheeler on left, go right (2nd exit) at first mini-roundabout. Almost immediately go left at next mini-roundabout into Earley Way West. At next roundabout go left into Beeston Way, and at next turn right (2nd exit) into Rushey Way. Go over the next roundabout and the entrance to the centre is on the left 200m further on.

Longbenton High School

Hailsham Avenue, Newcastle Upon Tyne, NE12 8ER, 0191 218 9500

Directions:

As per blyth valley web page

Please note if travelling via A19 north – there is a £ 1.70 tunnelling charge

Please note matches will be held at longbentonbenton high school as per blyth valley web page (not parks leisure)

Loughborough University Netball Centre

Epinal Way, Loughborough, Leicestershire, LE11 3TU, 01509 226250

Directions:

Using the postcode LE11 3TT will take you through the main entrance and after that please follow these directions:

Exit the M1 motorway at junction 23

At the roundabout take the A512 signposted Loughborough

After 1.2 miles, at the roundabout take the first exit onto Ashby Road

Then after 1 mile, at the roundabout take the third exit onto Epinal Way (A6004)

After 160 yards turn right into Loughborough University's main entrance.

1. Just after the barrier to the main entrance there is a mini roundabout, take the first exit onto Towers way
2. Follow the road as it bends to the right, then bends to the left. On your right you will see a car park
3. Follow the road as it bends to the left and the Netball Badminton Centre will be on your right

Madeley High School

Madeley High School, Newcastle Road, Madeley, Newcastle Under Lyme, Staffordshire, CW3 9JJ, 01782 297200

Directions:

If travelling on Motorway M6, come off at Junction 15. Turn left at first roundabout, towards Newcastle; Holiday Inn is on your left. Go straight up the bank to roundabout, go straight over. At next roundabout go left. At next roundabout go straight over into Sneyd Avenue. At T junction (Thistleberry Avenue) go left and road turns into Gallowstree Lane. At roundabout take 2nd exit onto Keele Road A525. Continue on A525 (signposted Whitchurch). Continue onto Keele Road A525 entering Madeley. Turn left signposted Whitchurch. Madeley High School is on your left, just past the bus stop. Sports hall is to the left of the grounds.

If travelling up M1, join A50 and head towards Stoke. Turn left at large roundabout (you will have just gone past Britannia Stadium [Stoke City football ground] on your left), heading for A500 and M6.

Bear right onto the A500. Drop down to roundabout and turn right. Holiday Inn is on your left. Go straight up the bank to roundabout, go straight over. At next roundabout go left. At next roundabout go straight over into Sneyd Avenue. At T junction (Thistleberry Avenue) go left and road turns into Gallowstree Lane. At roundabout take 2nd exit onto Keele Road A525. Continue on A525 (signposted Whitchurch). Continue onto Keele Road A525 entering Madeley. Turn left signposted Whitchurch. Madeley High School is on your left, just past the bus stop. Sports hall is to the left of the grounds.

Maidenhall Sports Centre

Maidenhall Sports Centre, Maidenhall Approach, Ipswich, Suffolk, IP2 8NZ, 01473 433622

Directions:

Follow the A12/A14 in direction of Felixstowe, turn off into Ipswich along A137 'Wherstead Road', this is the last junction before Orwell Bridge Crossing. At roundabout at bottom of hill turn left. Follow road for 1 mile, follow signposts to Maidenhall Sports Centre, along Station Street, Maidenhall Approach.

Maidstone Leisure Centre

Mote Avenue, Maidstone, Kent, ME15 7RN, 0845 155 2277

Directions:**Moseley School**

56, Springfield Road, Birmingham, B13 9NP,

Directions:

From M42 J4

to 56 Springfield Road (B139NP)

Moseley School is located at large area and has 4 different gates.
Best option is to use Gate4 by 56 Springfield Road.

[link to google map](#)

[link to sbvc venues](#)

Moulton College

Gate 3, West Street, Moulton, Northamptonshire, NN3 7SX, 01604 491131

Directions:

Driving Directions

By Road: The College is situated in the village of Moulton, which is 5 miles from the centre of Northampton. Moulton can be reached either by the A43 Northampton to Kettering Road or from the A508 Northampton to Market Harborough Road. In either case, avoid signs for Moulton Park as this is an Industrial Estate.

From the South via the M1 & A43:

Exit the M1 at Junction 15 and join the A508 North. After 2 miles the A508 becomes the A45. At the third intersection leave the A45 by the slip road and join the A43 (signposted Kettering). Travel for 3 miles, straight across 2 roundabouts and at the third turn left onto Overstone Road (signposted Moulton). Continue until you see the Co-op and bear slightly left until you reach a mini-roundabout in front of the Post Office. Turn right down Stocks Hill, which leads into Cross Street, which leads into West Street. Take the first turning right into Pitsford Road and then first right again into the College.

From the North via the A508: Leave the A508 when signposted Pitsford and pass through the village following signs to Moulton. On leaving Pitsford follow Moulton Road, which becomes Pitsford Road, for 1.5 miles when the entrance to the Holcot Centre will be seen on your left. For the Main Site, continue for 700 metres and turn left into the College.

New College Leicester

Greencoat road, Glenfield, Leicester, Leics, LE3 6DN, +44 1162318500

Directions:

New Forest Volleyball Centre

Ballard School, Fernhill Lane, New Milton, Hampshire, BH25 5SU, 01425 626900

Directions:

From Jct 1 (M27):

Take the exit to the A31 signposted Lyndhurst - from the West this will be third exit, from the east the 1st exit. At the next roundabout, take the 3rd exit onto Lyndhurst Rd/A337 and continue to follow A337.

After 3.3 miles, you will arrive in Lyndhurst. From the traffic lights, turn left and take the third right (signposted Lymington) onto Gosport Lane/A337/A35. Remain in the right hand lane and follow the road. After the road splits, move into the left hand lane immediately (road markings are A35) and follow the road onto Chapel Lane.

At the next junction, turn left onto Bournemouth Road/A35. Stay on this road for 7.2 miles, and turn left onto Holmsley Road/B3058 (signposted New Milton/Wootton/Bashley). Follow the road for 3.3 miles and the Centre is located on the right hand side approximately 1 mile after Fernhill Sports Ground.

New Horizons Sport and Leisure Centre

Uplands Avenue, Stoke on Trent, ST6 6JT,

Directions:**New Victory Hall**

Ashby Road, Loughborough, Leicestershire, LE11 3AJ,

Directions:

From Junction 23 of the M1 take the turning towards Loughborough, A512 and follow this road towards the Town Centre. At the 1st roundabout go right and take the second exit onto Loughborough University Campus through the barriers. When on campus, park on Holywell park (near the Stadium) and the sports hall is in Holywell gym which is signposted.

Newmarket Leisure Centre

Newmarket Sports & Leisure Centre, Exning Road, Newmarket, Cambridgeshire, CB8 0EA, 01638 782 500

Directions:

Leave A14 at the junction with the A142 (Newmarket). Head into Newmarket and at the 2nd roundabout (Tesco's) turn right. Follow this road past the fire station and builders merchant (sharp left hand bend) until you reach the T junction with the B1103. Turn left and follow this road into Newmarket. The sports centre entrance is on the right on the main road approx 300 yards after the mini roundabout by the Cherry Tree Pub.

Noadswood School

North Road, Southampton, SO45 4ZF, 02380 840025

Directions:

Westbound

At junction 3 M27, take the M271 (S) exit to Southampton/Docks.

At the roundabout, take the 1st exit onto M271 heading to Southampton/The Docks.

At the roundabout, take the 2nd exit Totton, Lyndhurst, A35 Fawley (A326).

Take the A35 exit on the right toward Totton/Lyndhurst/Fawley/A326.

Continue onto Redbridge Flyover/A35.

Keep right to continue on Totton Bypass/A35 Totton (S & W), Lyndhurst, Bournemouth & Salisbury A35 Beaulieu. At the roundabout, take the 1st exit onto Marchwood By-Pass/A326 Fawley A326.

Merge onto Marchwood By-Pass/A326 via the ramp to Fawley/Hythe/Dibden.

At the roundabout, take the 2nd exit onto Hythe By Pass/A326

Continue to follow A326.

At the roundabout, take the 2nd exit onto Hythe By Pass/A326.

At the roundabout, take the 2nd exit onto Beaulieu Rd.

Turn left onto North Rd

Arrive: Noadswood School, North Rd, Dibden Purlieu, Southampton, Hampshire SO45, UK

Eastbound

At the end of the A31, take the exit toward A337/Lyndhurst

At the roundabout, take the 3rd exit onto A31

At the roundabout, take the 2nd exit onto Southampton Rd/A336

Continue to follow A336. Cadnam, Totton, A336

At the roundabout, take the 3rd exit onto A326. Go through 1 roundabout. Fawley A326

At the roundabout, take the 2nd exit and stay on A326

At the roundabout, take the 2nd exit onto Hythe By Pass/A326. Continue to follow A326

At the roundabout, take the 2nd exit onto Hythe By Pass/A326

At the roundabout, take the 2nd exit onto Beaulieu Rd

Turn left onto North Rd

Arrive: Noadswood School, North Rd, Dibden Purlieu, Southampton, Hampshire SO45, UK

North Cambridge Academy

Manor Community College, Arbury Road, Cambridge, CB4 2JF, 01223 273983

Directions:

From all directions, the M11 and A14 is the best approach. Exit the M11 at junction 14, take the A14 East toward Newmarket and Harwich. Exit the A14 at the junction with the B1049, signed Histon and Cambridge. Turn towards Cambridge. Take first left on Kings Hedges Road. Take first right onto Arbury Rd. After about 1/2 mile turn left into Manor Community College.

Follow the small road from the back of the car park to reach the Sports Hall.

Northgate Sports Centre

Clapgate Lane, Ipswich, Suffolk, IP4 3DJ, 01473 433655

Directions:**Oasis Academy Brislington**

Hungerford Road, Brislington, Avon, BS4 5EY, 01173 772055

Directions:

By train:

If arriving by train please ensure that you disembark at Bristol Temple Meads. Temple Meads is on the A4/Bath Road and frequent bus services operate to Brislington.

By car:

Approach Bristol on the M4. At Junction 19 take the M32 to Bristol City Centre. At the end of the M32 follow signs for the A4/Bath Road, which takes you past Temple Meads and on to Brislington. Continue along the A4 towards Bath until you come to a junction with McDonalds on the left and Park & Ride on the right: turn right into Stockwood Lane. Turn right again into Hungerford Road and the entrance to bec is on the left.

Orford Jubilee Neighbourhood Hub

Jubilee Way, Orford, Warrington, WA2 8HE, 01925 572504

Directions:

From M62 travelling from either Liverpool or Manchester leave at J9.

Take A49 to Warrington

First round about take 2nd exist staying on A49 to Warrington

Straight through main traffic light junction with A50 and KFC, Pizza Hut on the right.

Go past Warrington Collegiate on left

At Traffic Lights out side Decathlon turn left on to Jubilee Way

In front of you at the end of Jubilee Way is Orford Jubilee Park Neighbourhood Hub.

The sports hall is on the first floor.

Outwood Academy Carlton

Royston Lane, Carlton, Barnsley, S71 3EW,

Directions:**Oxley Sports Centre**

Bradford Road, Sherborne, DT9 3QN, 01935 818270

Directions:**FROM SOUTH WEST:**

Leave M5 at J29, exit onto Honiton Rd/A30 toward Honiton. Continue to follow A30 and after 20 miles continue straight onto A303. Stay on A303 for 10 miles then at the Cartgate roundabout, take the 3rd exit onto A3088 signposted to Yeovil. At the roundabout entering Yeovil, take the 3rd exit and stay on A3088. After 0.5 miles at the Lysander Rd Roundabout, take the 2nd exit onto Lysander Rd/A3088. After 1.2 miles at the Horsey Roundabout, take the 1st exit onto Queensway/A30. At the next roundabout, take the 2nd exit onto Reckleford/A30. Continue to follow A30 and after 1 mile at the roundabout, take the 2nd exit onto Sherborne Rd/A30. Continue to follow A30 for 4 miles. At the end of the dual carriageway you enter Sherborne. At the traffic lights turn right onto Horsecastles Ln/A352. Immediately turn left onto Bradford Rd, the Sports Centre is signposted. Oxley Sports Centre is on the left.

FROM NORTH/NORTH WEST:

Leave M5 at junction 25, take the A358 exit to Taunton/Honiton/Yeovil/Weymouth, At the roundabout, take the 1st exit onto A358. At the roundabout, take the 1st exit onto A303. Stay on A303 for 10 miles then at the Cartgate roundabout, take the 3rd exit onto A3088 signposted to Yeovil. At the roundabout entering Yeovil, take the 3rd exit and stay on A3088. After 0.5 miles at the Lysander Rd Roundabout, take the 2nd exit onto Lysander Rd/A3088. After 1.2 miles at the Horsey Roundabout, take the 1st exit onto Queensway/A30. At the next roundabout, take the 2nd exit onto Reckleford/A30. Continue to follow A30 and after 1 mile at the roundabout, take the 2nd exit onto Sherborne Rd/A30. Continue to follow A30 for 4 miles. At the end of the dual carriageway you enter Sherborne. At the traffic lights turn right onto Horsecastles Ln/A352. Immediately turn left onto Bradford Rd, the Sports Centre is signposted. Oxley Sports Centre is on the left.

FROM EAST/NORTH EAST:

Leave A303 taking the B3145 to Sherborne. When you reach the junction with the A30 turn right towards Yeovil. After 0.4 mile turn left onto Bradford Rd, the Sports Centre is signposted.

FROM SOUTH EAST:

Join the A350 towards Blandford Forum from A31/A35. Once past Blandford Forum turn left onto A357. After 9.4 miles, once through Lydlynch, turn left onto A3030. After 6.9 miles, at the T junction with the A352 turn right onto Sherborne Hill towards Sherborne. After 1.1 miles turn left onto Ottery Ln/A352. Continue to follow A352 0.6 miles and turn right onto Bradford Rd, the Sports Centre is signposted.

Parkwood Leisure - North Solihull Sports Centre

Conway Road, Chelmsley Wood, Solihull, West Midlands, B37 5LA, 01217 703 822

Directions:

From M1 - M6:

1. Head north-west on M6
2. Keep left at the fork, follow signs for THE NORTH WEST / BIRMINGHAM / M42 S / THE SOUTH WESTM5, and merge onto M60.81 mi
3. Take the ramp onto M42 toward COLESHILLA446 / THE SOUTHWEST M5 / B'HAM (S) / SOLIHULL / N.E.C. & AIRPORT0.25 mi
4. Keep left at the fork, follow signs for LICHFIELD, and merge onto A4460.22 mi
5. At the roundabout, take the 3rd exit onto Stonebridge Rd (A446)0.41 mi
6. At the roundabout, take the 1st exit onto Coleshill Heath Rd0.75 mi
7. At the roundabout, take the 3rd exit onto Chester Rd (A452)0.94 mi
8. At the roundabout, take the 1st exit onto Moorend Ave0.3 mi
9. At the roundabout, take the 3rd exit onto Chelmsley Rd0.11 mi
10. Turn slight left at Chelmsley Rd0.15 mi
11. At the roundabout, take the 2nd exit onto Chelmsley Rd0.18 mi
12. At the roundabout, take the 2nd exit onto Conway Rd0.06 mi
13. Turn left0.04 mi is Parkwood Leisure Sports Centre

From M5 - M42

1. Head north-east on M42
2. Take exit 6 toward BIRMINGHAM (E) / N.E.C. AIRPORT / COVENTRY (S & W)0.25 mi
3. Keep right at the fork, follow signs for COVENTRY (S&W), and merge onto A450.13 mi
4. At the roundabout, take the 4th exit0.35 mi
5. to merge onto Coventry Rd (A45)0.46 mi
6. Take the ramp0.32 mi
7. At the roundabout, take the 1st exit onto Chester Rd (A452)0.9 mi
8. Take the ramp onto Chester Rd (A452)0.72 mi
9. At the roundabout, take the 3rd exit onto Chester Rd (A452)0.92 mi
10. At the roundabout, take the 2nd exit onto Chester Rd (A452)0.9 mi
11. At the roundabout, take the 1st exit onto Moorend Ave0.3 mi
12. At the roundabout, take the 3rd exit onto Chelmsley Rd0.11 mi
13. Turn slight left at Chelmsley Rd0.15 mi
14. At the roundabout, take the 2nd exit onto Chelmsley Rd0.18 mi
15. At the roundabout, take the 2nd exit onto Conway Rd0.06 mi
16. Turn left0.04 mi is Parkwood Leisure Sports Centre

From M54 - M6

1. Head south-east on M6
2. Keep right at the fork, follow signs for LONDONM1 / M40 / BIRMINGHAM (N,E & CEN.) / N.E.C. / AIRPORT, and merge onto M611.66 mi
3. Keep right at the fork, follow signs for LONDONM1 / COVENTRY / N.E.C., and merge onto M62.12 mi
4. Take exit 4 toward COVENTRY S / W / N.E.C. / B'HAM AIRPORT0.75 mi
5. Keep right at the fork, follow signs for B'HAM AIRPORT / COVENTRY / A4460.09 mi
6. At the roundabout, take the 1st exit onto Stonebridge Rd (A446)0.21 mi
7. At the roundabout, take the 1st exit onto Coleshill Heath Rd0.75 mi
8. At the roundabout, take the 3rd exit onto Chester Rd (A452)0.94 mi
9. At the roundabout, take the 1st exit onto Moorend Ave0.3 mi
10. At the roundabout, take the 3rd exit onto Chelmsley Rd0.11 mi
11. Turn slight left at Chelmsley Rd0.15 mi
12. At the roundabout, take the 2nd exit onto Chelmsley Rd0.18 mi
13. At the roundabout, take the 2nd exit onto Conway Rd0.06 mi
14. Turn left0.04 mi is Parkwood Leisure Sports Centre

From M1 - M42

1. Head south on M1
2. Take exit 23A toward THE SOUTH WESTM42 / TAMWORTH / BIRMINGHAM14.57 mi
3. Continue on M4212.85 mi

4. Take exit 9 toward THE NORTH WEST / M6 TOLL / COLESHILL 0.4 mi
5. At the roundabout, take the 2nd exit onto Lichfield Rd (A446) 0.7 mi
6. At Hams Hall Roundabout, take the 2nd exit onto Lichfield Rd (A446) 1.93 mi
7. At Gilson Rd, take the 2nd exit onto Stonebridge Rd (A446) 0.55 mi
8. At the roundabout, take the 3rd exit onto Birmingham Rd (B4114) 0.37 mi
9. At the roundabout, take the 1st exit onto Birmingham Rd (B4114) 0.83 mi
10. At the roundabout, take the 2nd exit onto Birmingham Rd (B4114) 0.21 mi
11. At the roundabout, take the 2nd exit onto Cooks Lane 0.21 mi
12. At the roundabout, take the 1st exit onto Cooks Lane 0.1 mi
13. Turn left at Hadfield Way 0.12 mi
14. Turn slight left at Hadfield Way 0.05 mi
15. Turn slight left at Fencote Ave 0.03 mi
16. Turn slight right at Fencote Ave 0.06 mi
17. Turn right at Stapleton Dr 0.07 mi
18. Turn right at Conway Rd 0.12 mi
19. Turn left 0.04 mi is Parkwood Leisure Sports Centre

Petroc College

Old Sticklepath Hill, Barnstaple, Devon, EX31 2BQ,

Directions:

Plymstock School Sports Centre

Plymstock School, Church Road, Plymstock, Plymouth, Devon, PL9 9AZ,

Directions:

Leave the A38 at Marsh Mills Roundabout signposted 'Town Centre' (1st left passing Sainsbury's on your left). You are now on the Embankment, with the river on your left. Towards the end of the Embankment you need to take the right hand lane signposted 'Plymstock Kingsbridge'. This will lead you onto a minor junction and you will have to turn left. At the set of traffic lights you will also turn left. Drive over the bridge, following the signs to 'Kingsbridge'. Stay in the outside lane. At the end of the bridge there is a roundabout. Take the 2nd exit off the roundabout. Follow this road until you get to a set of traffic lights. Turn left at the lights into Church Road. Plymstock School is the next left turning. At the end of the drive, turn left. Follow the signs to the Sports Centre. Journey time from Marsh Mills roundabout to Plymstock school takes approximately 10-15 mins.

Priory Community Sports Centre

Priory School & Tennis Centre, FAWCETT ROAD, Southsea, Portsmouth, Hampshire, PO4 0DL,
023 9281 9115

Directions:

Approaching Portsmouth along the A27 from the East. You will see Farlington Marshes on your left. Look out for signs directing you to Portsmouth & Southsea and signs for PFC / Fratton park. On taking the slip road keep in the left hand lane. At the end of the slip road is a roundabout controlled by several sets of lights. You should turn left and shortly after doing so you will pass over a bridge onto Portsea Island. Follow this road (Eastern Road), with the sea to your left all the way to its end. Towards the end of the Eastern Road you will pass a public house on your left The Good Companion and to your right is a long hedged wall which is the boundary of Milton Cemetery at the traffic lights here follow road round to the right keeping the cemetery on your right.. The Eastern Road ends at a next set of traffic lights, in front of you you will see The Big Yellow Storage building at these set of lights go straight across this will lead you past Fratton park and through a small set of mini roundabouts you will pass a Mac Donalds and KFC on your right, when you get to the final roundabout with the Etap Hotel and Subway on your left. Take a right on to Goldsmith Avenue you will pass Fratton Train Station on your right at the first roundabout after the station take the first left into Fawcett Road you will see the School on the corner, take the first right into Rugby Road, this is an old cobbled street and the school car park is on your right. Please note street parking is either 2hrs or 3hrs.

Purbrook Park School

Purbrook Park School, Park Avenue, Waterlooville, Portsmouth, PO7 5DS, 02392 370351

Directions:

Southbound on A3(M):

Exit at junction 3 (Waterlooville/B2150), take 1st exit onto Hulbert Road (B2150).

After 0.5 miles, at the roundabout take the 4th exit onto Purbrook Way.

At the next roundabout take the 2nd exit onto Purbrook Way.

At the next roundabout take the 1st exit onto Purbrook Way.

After 0.5 miles, at the roundabout take the 2nd exit onto Stakes Road.

After 800 yards take a sharp left onto Fir Copse Road.

Continue for 800 yards and turn right into Purbrook Park School, follow the road to the right. Parking and the sports hall are straight ahead.

Northbound on A3(M):

Exit at junction 4 (Purbrook/Leigh Park), take 1st exit onto Purbrook Way.

After 0.5 miles at the roundabout take the 2nd exit onto Stakes Road.

After 800 yards take a sharp left onto Fir Copse Road.

Continue for 800 yards and turn right into Purbrook Park School, follow the road to the right. Parking and the sports hall are straight ahead.

Queens School

Aldenham Road, Bushey, Hertfordshire, WD23 2TY, 01923 224 465

Directions:

Leave M1 at junction 5 towards A41 Watford (South) / Harrow.

At roundabout take 3rd exit onto Hartspring Lane (B462) Continue straight on Aldenham Road (B462).

Pass Costco and Metropolitan Police Club on left.

Queens School is on the left next to Police Club.

Website: www.queens.herts.sch.uk

RAF Digby

RAF Digby, Lincolnshire, LN4 3LH, 01526 327200 Ext 7451

Directions:

From the North/West: Exit the A1 at Newark onto the A17 signposted for Sleaford. Continue west on the A17. Then as below.

From the South: Exit the A1 onto the B6403 signposted Ancaster / Cranwell. Continue through Ancaster to the Jn with the A17. Turn right onto the A17 towards Sleaford. Then as below.

Continue towards Sleaford to the Holdingham Roundabout (with BK and McDs). Turn left onto the A15 for Lincoln. After approx 4 miles turn right onto the B1191 signposted Scopwick/Digby. RAF Digby is 2.5 miles down the B1191. Report to the Main Guardroom where you will be met by a RAF Volleyball rep and shown to the gym.

Rawlett Leisure Centre

Comberford Road, Tamworth, Staffs, B799AA, 01827 57178

Directions:

From the M42 J10 - take the A5 exit to Nuneaton/Tamworth.

After 3 miles, take the A51 exit toward Tamworth, and after half a mile, at the roundabout, head straight on onto Bitterscote Drive. At the next roundabout, take the 2nd exit onto Tamedrive/A51

At the next roundabout, turn right (4th exit) onto Lichfield St/B5493 and continue to follow B5493, turning left at the traffic lights.

Continue onto Upper Gungate/A513, passing through several sets of traffic lights. When the road forks, take the left hand fork onto Comberford Rd/A513. Rawlett is on the right hand side, about a mile after this.

Redhill School Sports Hall

Junction Road, Stourbridge, West Midlands, DY8 1JX, 0115 926 1481

Directions:

Redhill School Sports Hall:

From the M5, exit motorway on junction 3. Follow A456 in the direction of Kidderminster. Then turn right on the A491 in the direction of Stourbridge. At the traffic light at the Tesco Petrol Station, turn right onto the Glass House Hill/B4186. Down the hill, turn Left onto Red hill. At the top of the hill, turn right onto Junction Road. The car park and the sports hall are on the right hand side of the road.

Redlands Community Sports Hub

Dorchester Road, Weymouth, DT3 5AW, 01305 813113

Directions:**Regent College**

Regent Road, Leicester, Leics, LE1 7LW

Directions:**Riseholme College (Showground Campus)**

Horncastle Lane, North Carlton, Warwickshire, LN1 2ZR, 01522 895490

Directions:

From North - M180, Scunthorpe, Grimsby and Louth.

Take A15 south from Caenby Corner (A631 junction), in 7.5 miles at R/A take 3rd exit onto A1500. After 200 yards enter Riseholme College (Showground Campus) on the left.

From South - Lincoln, Newark, Sleaford and Boston.

Take A15 north from A46 (Lincoln By-pass), in 2.4 miles take the first exit at R/A. After 200 yards enter Riseholme College (Showground Campus) on the left.

From West - Gainsborough, North Notts. and South Yorks.

Take A1500 eastbound from A159 at Marton (signpost Stow and Sturton), continue on Till Bridge Lane for 8.3 miles and then enter Riseholme College (Showground Campus) on the right.

Riverside Leisure Centre

Riverside Leisure Centre, Cowick Street, Exeter, Devon, EX4 1AF, 01392 221 771

Directions:

From the M5: At junction 31, merge left onto A30 (towards Bodmin/Okehampton). The road will swing round to the right and you will take the first exit off for the A377 (Exeter, Alphington, Crediton). At the roundabout, take the third exit (Exeter, Alphington, Crediton). Carry on straight up this road for approximately 1 mile, passing over the first junction (there will be a big Sainsburys on your right), the next junction (retail park on your right), the next junction (Aldi on the right), under a railway bridge, and the leisure centre is about 200yards beyond this on your left. There are traffic lights at the entrance, so turn in left towards the retail park/leisure centre and the turn left again behind the leisure centre, where there is parking available.

Rudolph Steiner School Langley Hill, Kings Langley, Herts, WD4 9HG,**Directions:****Ruth Gorse Academy**

Black Bull Street, Leeds, LS101HW,

Directions:

From M621 take exit 3 onto A663 towards Leeds centre & Beeston. In 270yd keep right on A663 towards city centre. In 70yds continue onto Meadow Rd. In 260yds keep left on Meadow Rd towards Dewsbury. In 0.3mi. turn right onto Great Wilson St. In 0.3mi turn left onto Crown Point Rd. In 0.3mi. turn right then in 50yds left onto Chadwick St. The Sports hall entrance to The Ruth Gorse Academy is on your right.

Sir David Wallace Sports Hall

New Sports Hall, Loughborough University, Loughborough, Leicestershire, LE11 3TU, 01509 263171

Directions:

From Junction 23 of the M1 take the turning towards Loughborough, A512, follow this road towards the Town Centre. At the 1st roundabout go straight, this is the 1st Exit and is signposted to the Town Centre. At the next roundabout turn right, the 3rd exit, and then take the 1st right which will take you onto the University Campus. Take the 1st left and pass the artificial hockey pitch and the Physical Education Centre entrance on your left. At the end of the road turn left and follow this road around to a car park. The New Sports Hall faces onto the car park near to the Victory hall.

Southglade Sports Centre

Southglade Sports Centre, Southglade Road, Bestwood, Nottingham, Nottinghamshire, NG5 5GU, 0115 9151595

Directions:

From M1 J26 take A610 towards Nottingham. At roundabout take 2nd exit (sign posted A6002 to Bulwell & A611 Hucknall) continue on this road for about a mile, go straight on at roundabout, at second roundabout take the second exit. Follow the road through the set set of traffic lights until you come to a T junction (Morrisons in front of you). Turn left at the lights towards Hucknall. Through set of lights and pelican lights. Turn right at mini-roundabout, over bridge and turn left at 3rd set of lights into Top Valley Way. Go to roundabout and turn right onto Ridgeway follow the road and take the first turning on the right into Parkview Drive. Go to the end and turn right into Southglade Road, Leisure Centre is on the right.

Spelthorne Leisure Centre

Knowle Green, Staines, TW18 1AJ,

Directions:

Leave the M25 at Junction 13. At the roundabout take the 3rd exit on the A30 towards Staines/London.

After approx. 1 mile keep left to get onto the Crooked Billet roundabout (note that the main A30 continues straight through the roundabout).

Once onto the roundabout take the 4th exit signposted A308 Staines.

At the 2nd traffic lights (approx 500 yards) turn left which is signposted to the rail station.

Continue past the station and then over a bridge where the road crosses the railway line, and at the roundabout just after the bridge turn right, signposted 'Spelthorne Leisure Centre'. The Leisure Centre is at the end of the road on the right hand side.

Sports Central

Northumbria University, Northumberland Road, Newcastle, NE1 8ST, 0191 227 4700

Directions:

Take the A1(M) Northbound. Stay in the left hand lanes and follow the A1.

After 4.8 miles exit onto the A184 sign posted the city centre. Follow this road for 1.4 miles and take the slip road sign posted for the Gateshead Quays.

At the roundabout take the 3rd exit onto the A184 continue on this road through two sets of traffic lights and turn left at the 3rd set onto the A167 and cross over the Tyne bridge. Take the second turn off after exiting the Tyne bridge onto the A193. At this roundabout take the third exit for the A193.

Stay in the left hand lane and after 100 yards the traffic light will filter left behind Northumbria University Business school. At the end of this road is the most suitable car park.

It is then a 5 minute walk to sport central. You will need to walk over the bridge by the car park. Then follow the pathway straight ahead of you past the 3 statues and under the building arch. Sport central will then be on the right after the arch.

Directions can also be found from the following [website](#)

St Alban's High School

Digby Road, Ipswich, IP4 3NJ,

Directions:

Go through the main school gates and turn left into the school car park. Walk through the second pair of gates and head diagonally through the paved area. The entrance to the Sports Hall is on your right. Free parking is available within the school car park.

St Benedicts School

St. Benedicts School, Eaton Rise, Ealing, London, W5 2ES, 07902 890 157

Directions:

From North: M1 Junction 1 - North Circular (A406 west). Follow road for about 5 miles to Hanger Lane gyratory system (large roundabout). Stay on A406 towards Ealing / Kew Road. Road narrows to two lanes. Turn Right into Hillcrest Road at 1st set of lights. Take the third right into Montpelier Road, continue to roundabout. Left into Eaton Rise, 1st right into Marchwood Crescent. Gates to school 50m on right.

From South: From the end of the M3, continue on A316 for approx 7 miles. Cross the River Thames on Twickenham Bridge. After about 1/2 mile turn left on A307 (Kew Road) continue for 2 miles over Kew Bridge. Join A406 East and continue under flyover towards Hanger Lane. This is also the last exit from M4 eastbound. After 1 1/2 miles on A406 turn left into Hillcrest Road, then as above.

St John Payne School

Patching Hall Lane, Chelmsford, Essex, CM1 4BS, 01245 256030

Directions:

From North

From the M11 Junction 8 take A120 Braintree. Near Braintree take A131 to Chelmsford. Follow road across several roundabouts. Turn right at a roundabout near Springfield for A1016 towards Chelmsford. At the 2nd roundabout take the 2nd exit across Valley Bridge towards Broomfield. Turn left at the lights to join Broomfield Road. Turn left at the next lights to join Patchinghall Lane. The school is on the left 600m up the road. The hall car park can be accessed by turning left at the adjacent roundabout and taking the first entrance.

From South

From J28 of the M25 take the A12 towards Chelmsford. Near Chelmsford turn left onto the A414 towards Chelmsford. Cross the first roundabout and turn left at the second roundabout (adjacent to VW garage) to approach town centre on A1016. Cross numerous traffic lights until you join a large gyratory system. Take first left on B1008 - Broomfield Road. Turn left at the second set of lights into Patchinghall Lane. The school is on the left 600m up the road. The hall car park can be accessed by turning left at the adjacent roundabout and taking the first entrance.

St. Augustine

Oxford Road, London, NW6 5AW,

Directions:

St. Gregory's the Great School

St. Gregory's the Great School, Cricket Road, Oxford, Oxfordshire, OX4 3DR, 01865 749 933

Directions:

From M40:

Exit M40 Junction 8 onto A40 towards Oxford. Continue on the A40 until the Headington Roundabout. At this roundabout take the first exit onto the 4142. Take the A4142, proceed until the BMW Cowley car plant on your left. Right after the BMW, take the exit signposted Cowley. At the roundabout take the fourth exit onto the B480, signposted Cowley. Continue on the B480 into Oxford. Cross over a roundabout and go straight through the next traffic lights. At the second traffic lights turn left onto B4495 (Between Towns Road). Go straight over the next roundabout. Go straight through the next traffic lights and turn right at the first road after the traffic lights into Rymers Lane. This will become Cricket Road. After approximately half mile St. Gregory the Great school is on your left.

From A34:

Exit the A34 at South Hinksey for Oxford and follow the sign for the Ring Road (A423) direction Cowley. Go through three roundabouts always following Ring Road (first A423 then A4142) signposted Cowley. Take the Cowley Exit. Exit the roundabout at the first exit onto B480 into Oxford. Cross over a roundabout and go straight through the next traffic lights. At the second traffic lights turn left onto B4495 (Between Towns Road). Go straight over the next roundabout. Go straight through the next traffic lights and turn right at the first road after the traffic lights into Rymers Lane. This will become Cricket Road. After approximately half mile St. Gregory the Great school is on your left.

Steiner Academy Sportshall

62 Oldbury Court Road, Bristol, BS16 2JG,

Directions:

From the M4, Take Junction 19 onto the M32 towards Bristol

Leave the M32 at Junction 1, and at the roundabout take the 1st Exit onto the A4174 towards Kingswood/Frenchay

At the next roundabout, take the 2nd Exit towards Fishponds/Downend/Bromley Heath

At the end of this road, turn Right onto Downend Rd (A432)

After about half a mile, there's a row of Shops on your right, turn right at the end of this row of shops (before the traffic lights) onto Oldbury Court Road

Follow this road, and the Sports hall will be on your left, parking is available on the tarmac immediately outside the Sports hall.

Stowupland Sports Centre

Stowupland High School Community Sports Centre, Church Road, Stowupland, Suffolk, IP14 4BQ, 01449 672 531

Directions:

Leave A14 on to A1120 on Stowmarket bypass. Follow signs to Stowupland and Oxford. Approx. 1 mile, look for Crown public house, entrance to school directly after. Sports Hall at far end of school road.

Strood Sports Centre

Watling Street, Kent, ME2 3JQ,

Directions:

From A2 Southbound - You just stay on the A2, the Sports Centre is on on your right. To park you need to go around the back of the centre, so you take the 1st right into Woodstock Road, then 1st right into Witham Way and 2nd right into Humber crescent. The car park is on your left.

From M2 Northbound - Come off at junction 2, take the 1st exit on the roundabout and 1st exit on the second roundabout heading for the A228 to Rochester. You will drive over the motorway. Straight over the next roundabout and straight over the next mini roundabout into Northcote Road. Left at the end of the road onto London Road and 1st left onto woodstock road, then 1st right into Witham Way and 2nd right into Humber crescent. The car park is on your left.

From M20 Take junction 4 onto the A228 towards Rochester and keep going straight over all roundabouts passing over the M2. Straight over the next roundabout and straight over the next mini roundabout into Northcote Road. Left at the end of the road onto London Road and 1st left onto woodstock road, then 1st right into Witham Way and 2nd right into Humber crescent. The car park is on your left.

Sunderland College

Bede Campus, Durham Road, Sunderland, SR3 4AH,

Directions:**Sunderland University (Cityspace)**

City Space, Chester Road, Sunderland, SR1 3SD, +44 (0) 191 515 3696

Directions:

Follow A1 North

At exit 62, take slip road left for A690 toward Durham/Sunderland/Consett

At roundabout, take 3rd exit onto A690

Pass through 3 roundabouts, remaining on A690

University and sports hall on left.

Parking nearby.

Surrey Sports Park

University of Surrey, Richard Meyjes Road, Guildford, Surrey, GU2 7AD, 01483 689 111

Directions:

DIRECTIONS

[Link](#)

By Car

Guildford is 30 miles south-west of London, on the A3 London-Portsmouth road. If approaching from London or the M25 (Junction 10), remain on the bypass (A3) until you reach the exit signed to the Cathedral and University. At the roundabout take the third exit signposted Royal Surrey County Hospital and University, Manor Park. Simply follow the signs to the Royal Surrey County Hospital for approximately a mile, and approach Surrey Sports Park on the left. Turn left at the traffic lights, signposted Richard Meyjes Road, which leads to the entrance of Surrey Sports Park.

If approaching on the A322 or A323 from Bagshot or Aldershot, at the A3 roundabout take the exit signed to Portsmouth, and then turn off the A3 at the first exit (signed to the Cathedral and University). At the roundabout take the third exit signposted Royal Surrey County Hospital and University, Manor Park. Simply follow the signs to the Royal Surrey County Hospital for approximately a mile, and approach Surrey Sports Park on the left. Turn left at the traffic lights, signposted Richard Meyjes Road, which leads to the entrance of Surrey Sports Park.

If entering Guildford from Horsham (A281) or Godalming (A3100), leave the central gyratory system at the exit signed for Farnham (A31). After approximately 200 yards, at the mini-roundabout, take the first turning right into Guildford Park Road, and continue along Madrid Road and The Chase for a mile. At the next roundabout, take the first exit and follow the signs to the Royal Surrey County Hospital for approximately a mile. Turn left at the traffic lights, signposted Richard Meyjes Road, which leads to the entrance of Surrey Sports Park.

By Train

Guildford is on the main line between London Waterloo and Portsmouth. Half-hourly train services run from Guildford to Waterloo, with journey times of 40 minutes. For further information, call National Rail Enquiries on 08457 484950.

From the railway station

Walking: Leave station by footbridge and rear exit. Turn right from the station along Guildford Park Road and continue along Madrid Road and The Chase for a mile. Follow the path past the Guildford Cathedral to the main University of Surrey campus entrance. At the entrance turn left through the woodland area and follow the path through two underpass tunnels until you reach Tesco's. Follow the main road around left (Egerton Road) until the mini-roundabout at the entrance of the Royal Surrey County Hospital. The entrance to Surrey Sports Park should be visible on the left-hand side via Richard Meyjes Road. (20-25 mins)

Bus: ARRIVA buses (leave station by footbridge and rear exit, cross main road to bus stop) operates a regular service to Surrey Sports Park via its 36 and 37 bus services, which currently provide a 20 minute frequent link during the main part of the day on Mondays to Saturdays, and every half-hour during the evenings and Sundays.

Egerton Road and the Royal Surrey County Hospital are also both a few minutes walk to Surrey Sports Park, which you can access from services 3, 4, 5, 26, 27, 36 and 37 run approximately every ten minutes during the day. The earliest service is at approximately 6am and the last bus is just before midnight. On Sundays there is a reduced service. For further information, call Traveline on 0870 608 2608.

Telford College of Arts and Technology

Haybridge road, Wellington, Telford, Shropshire, TF1 2NP, 01952 642200

Directions:

From the M6 continue on M54, follow signs for Wales/Telford/Wolverhampton/Shrewsbury/A5

At junction 6, take the A5223 exit to A442/Telford(West)/Whitchurch

At the roundabout, take the 3rd exit onto Whitchurch Dr/A5223 (Past Tesco's)

Go straight over the Retail Park roundabout onto Whitchurch Dr/A5223

At the roundabout go straight over, taking the 2nd exit onto Whitchurch Dr/A5223

At the roundabout turn left onto Haybridge Rd, over the bridge, take the 1st left into Telford College of Arts and Technology (TCAT - College Campus)

The sportshall is at the end of the car park next to 'The Dome'

Tendring Technology College

Tendring Technology College, Rochford Way, Frinton-on-sea, Essex, CO13 0AZ, 01255 672116

Directions:

From A12 South: Head toward Colchester and then follow signs for Clacton. *Take A120 to Clacton and A133 for Frinton and Walton. Continue straight on towards Frinton level crossing and turn left into Elm Tree Avenue. Turn 2nd right into Rochford Way. College opposite shopping centre.

From A12 North: A12 turn off for Colchester. At roundabout take Clacton turn-off on A120, continue directions as above from *.

The Ashcombe Volleyball Centre

Ashcombe Volleyball Centre, The Ashcombe School, Ashcombe Road, Dorking, Surrey, RH4 1LY, 01306 886312

Directions:

From M25 take exit No 9 follow A24 South to Dorking (approx. 4 Miles). At 1st set of traffic lights (Dorking Station) turn right into Ashcombe Road. Take 3rd entrance on left into School and park in Car Park on right. Sports Centre is situated behind the School. Dorking railway station and Dorking Deepdene railway station are situated on the A24 adjacent to the School.

From South Or North: Take A24 to Dorking, turn into Ashcombe Road at the only set of traffic lights on A24 opposite Dorking station. Directions as above.

The Queen Elizabeth II Diamond Jubilee Leisure Centre

50 Duns Lane, Leicester, LE3 5LX, 0116 250 6400

Directions:

Via Private Transport:

From the North – Join the M1 motorway Southbound until Exit 21. Follow signs for the A5460 to Leicester City Centre. Continue on the A5460 onto Narborough Road until you see the large Tesco Superstore on the right hand side. Turn right onto New Park St which then merges onto Western Boulevard. The leisure centre will be on the left hand side.

From the South – Join the M1 motorway northbound until Exit 21. Follow signs for the A5460 to Leicester City Centre. Continue on the A5460 onto Narborough Road until you see the large Tesco Superstore on the right hand side. Turn right onto New Park St which then merges onto Western Boulevard. The leisure centre will be on the left hand side.

From the East – Join the A47 westbound towards Peterborough and Leicester. Stay on the A47 until you get to St. George's Retail Park in Leicester City Centre, where you will take the 4th Exit of the roundabout onto St. Matthews Way. Continue in the right lane to go over Burleys Flyover, and join onto Vaughan Way. When approaching the underpass after John Lewis, stay in the left lane and take the exit to St. Nicholas Circle. Take the 2nd exit towards St. Augustine Rd. Continue in the left lane to turn left onto Narborough Road. Stay in the left lane and take the next left at the traffic lights onto New Park Street. Continue straight and the leisure centre will be on the left hand side.

From the West – Join the M54 towards M6/Birmingham/Wolverhampton. At Junction 1, take the A460 exit towards Cannock. Continue on the A460 until the exit for the M6 Toll Eastbound. At junction T4, take the A5 exit towards M42 North/Tamworth. Continue on the A5 until Junction 1, then take the 2nd exit to the M69 towards Leicester. Continue to the end of the M69 to Fosse Park. Follow signs for the A5460 to Leicester City Centre. Continue on the A5460 onto Narborough Road until you see the large Tesco Superstore on the right hand side. Turn right onto New Park St which then merges onto Western Boulevard. The leisure centre will be on the left hand side.

To Park: The easiest place to park on a Sunday is on The Newarke, where roadside parking is available and free all day on Sundays. This is the next left road directly after the leisure centre.

Via Public Transport:

Walking from Leicester Railway Station: Turn right out of the train station towards the city centre and continue walking straight until you reach the Clock Tower on Gallowtree Gate. Continue walking left on the High Street, past the KFC on your left until you reach St. Nicholas Circle where the Holiday Inn is. Walk straight past the Holiday Inn, and around the roundabout and continue walking straight until you reach Richard III Road on your right, where you need to go left and cross over the highway onto Duns Lane. Continue walking straight and the leisure centre is on the left.

The Triangle

Triangle L.C., Triangle Way, Burgess Hill, West Sussex, RH15 8WA, 01444 876000

Directions:

From A23 southbound turn left onto the A2300 - from the A23 northbound turn right onto the A2300. Continue along the A2300 and at the second roundabout go straight across and you will see the leisure centre at the next smaller roundabout. Turn left into the car park.

UEA Norwich Sportspark

UEA Norwich Sportspark, University of East Anglia, Norwich, Norfolk, NR4 7TJ, 01603 592 398

Directions:

The Sportspark is located on the University Drive as you enter the campus off Earlham Road. Sportspark has its own car park (free of charge to Sportspark users).

From London take the M11/A11; just outside Norwich take the A47 (Southern Bypass) in the direction of Swaffham. The University is signposted off at the next exit.

If you are driving from the North or the Midlands, you can use the A47 via King's Lynn, or the new A14 as far as Newmarket and then take the A11 to Norwich.

UEA is situated on the outskirts of Norwich, around two and a half miles West of the City Centre, just off the Earlham Road (B1108) which is one of the main roads out of the City.

University of Bristol

University of Bristol, Centre for Sport, Exercise and Health, Tyndall Avenue, Bristol, Avon, BS8 1TJ, 0117 928 8810

Directions:

Follow the M32 until the end. Turn right, at the roundabout take the second exit (to BRI). Follow this round for about a mile. You pass an NCP car park on the left, 100 yards down the road you turn right into Woodland Road. On the top of the hill turn right into Tyndall Avenue. The second building on the left is the Sports Centre.

University of East London (Sports Dock)

Docklands Campus, University Way, London, E16 2RD, 0208 223 6888

Directions:

From Cyprus Station on the DLR.

Walk towards the University and turn left walking along University Way alongside the Royal Albert Dock. When you reach the barrier on the Road turn left under the DLR, and there is an entrance just to your left, or you can walk round to the front entrance.

From Gallions Reach station on the DLR - slightly shorting walking distance. Walk halfway round the Roundabout clockwise entering University Way, and SportsDock is the building in front of you.

By Road, the SportsDock is off the Gallions Roundabout on the A406 NorthCircular at its far eastern end just before the Woolwich Ferry. SportsDock is Signposted off the Roadabout, along with University of East London. As you leave the Roundabout there is a barrier leading to the University, and a right turn immediately before that leads to the Sports Centre Car Park.

University of York Sports Centre

Sports Centre, University of York, Heslington, York, YO10 5DD, 01904 433 855

Directions:

From the A64, take the A19 exit and take the 1st exit towards York. After 1/2 mile turn R at traffic lights into Heslington Lane (signpost Fulford Golf Club). Continue straight on at mini roundabout and in about 1/4 mile turn L into the university. The Sports Centre is just to the left. Parking adjacent to the Sports Centre.

USW Sport Park

University of Glamorgan, Trefforest Industrial Estate, Pontypridd, Mid Glamorgan, CF37 5UP, 0800 716 925

Directions:

By Road (From M4)

Exit the M4 at J32 and travel north on the A470 for about 4 miles. Exit the A470 at the junction marked A4054 and take the first exit into the Trefforest Industrial Estate (A4054). You will see signs for Glamorgan Sport Park on your left, just before the ATS building.

Vision West Nottinghamshire College

Derby Road, Mansfield, Notts, NG18 5BH, 01623 413354

Directions:

From M1 J27, take A608 towards Mansfield. After 1 mile, turn left on to A608 towards Mansfield. After 4 miles, turn right on to Caudwell Road. Turn left in to Sports Hall car park.

From M1 J28, take A38 towards Mansfield. After 4 miles, turn right onto A617. After 2 miles, turn left on to A60. After 100m, turn left on to Caudwell Road. Turn right in to Sports Hall car park.

Voyager Academy

Mountsteven Avenue, Walton, Peterborough, PE4 6HX, 01733 383888

Directions:

Directions: (from the North or the South on A1)

A1/Old Great N Rd

Take A47 exit towards Peterborough (North)/Leicester

At the roundabout take the 1st exit onto A47

Go over 1 roundabout to continue on A47

At junction 17, exit toward City Centre/Marholm/Crematorium

At the roundabout, take the 2nd exit

At the roundabout, take the 1st exit onto Lincoln Rd/A15

At the roundabout, take the 3rd exit onto Mountsteven Ave

Destination will be on the left - PE4 6HX

Wellsway School

Chandag Road, Keynesham, Bristol, BS31 1PH, 01179 161028

Directions:**Whitby High School**

Whitby High School, Sycamore Drive, Whitby, Ellesmere Port, Cheshire, CH66 2NU, 0151 355 8445

Directions:

Leave M53 at junction 10. Follow the A5117 to Ellesmere Port and Queensferry. Cross 2 roundabouts and at the 3rd turn right onto Chester Road. Take the 2nd left into Sycamore Drive and the entrance to the school is on the right.

Wilnecote Leisure Centre

Tinkers Green Road, Wilnecote, Tamworth, B77 5LF, 01827 831300

Directions:

From the M42 J10 (northbound), take the first exit onto the A5 and stay in the left hand lane. Exit the A5 onto Watling St, B5404. Go straight over the roundabout and continue straight for about 0.8 miles. Turn left into Hockley Road and then take the first left into Tinkers Green Road. Wilnecote School is about 200m along on the right.

Woodchurch High School Sports Centre

Carr Bridge Road, Woodchurch, Wirral, CH49 7NG, 0151 677 8844

Directions:

From the M53.

Turn off at Junction 3 onto the A552 (Woodchurch Road) heading towards Arrow Park and Heswall. Go past ASDA on your right then take the next right turn (you'll need to pay attention to make sure you get into the right hand lane in time) into Ackers Road. After about 50m turn right at the roundabout into Home Farm Road and continue down to the T-junction where you should turn left into New Hey Road. Follow the road round for about 500m then turn right at the mini roundabout into Carr Bridge Road. Keep going past the school and Woodchurch High School Sports Centre is on the right.

Woodlands Community School

Woodlands Community School, Minstead Avenue, Harefield, Southampton, Hampshire, SO18 5FW, 02380 463 303

Directions:

From M3, head east bound on M27 until junction 7. At roundabout take 4th exit on A334. At roundabout take 4th exit into Moorhill Road (also known as A27). Continue on this road and take the 4th exit on the left, sign posted Harefield into Cheriton Avenue. Drive along this and turn right into Minstead Avenue just past the Hare and Hounds Pub. Woodlands Community College is located just over the rise of the hill on the left hand side.

Woughton Leisure Centre

Woughton Leisure Centre, Rainbow Drive, Leadenhall, Milton Keynes, Buckinghamshire, MK6 5EJ, 01908 660392

Directions:

Leave M1 at Junction 14 and follow H6 (Childs Way) West. Turn left onto V7 (Saxon Street) after 2 miles, right onto H7 (Chaffron Way) at next roundabout. Centre 250 yards on the left.

XP School

XP East, Middle Bank, Doncaster, DN4 5NG,

Directions:

Directions -

From the M18, leave at junction 3 and take the exit to Doncaster on the A6182. Continue straight onto White Rose Way. At the second set of traffic lights, turn left to continue on the A6182. At the roundabout, take the fourth exit onto Middle Bank. Continue straight for 1/2 mile until you see XP school. XP East is behind XP School. Enter the car park on the right.

Y Club

Liverpool Road, Manchester, Greater Manchester, M3 4JR, 0161 837 3535

Directions:

From North/North East:

M62/Manchester/Halifax/Huddersfield

Continue onto M62

Continue onto M60

At junction 17, take the A56 exit to M'cr city centre/Prestwich/Whitefield Continue on A56. Drive to Liverpool Rd/A6143 in Manchester(5.2 mi) At the roundabout, take the 1st exit onto Bury New Rd/A56 Continue to follow A56 (3.9 mi) Turn right onto New Bridge St/A6042 Continue to follow A6042 (0.8 mi) Slight left onto Irwell St/A34 Continue to follow A34 Turn right onto B5225 Turn left onto Liverpool Rd/A6143 Destination will be on the right.

Car park is on the Potato Wharf.

From South:

(From Birmingham)

Merge onto M6 Manchester (Salford)

Keep right at the fork to stay on M6, follow signs for Stafford At junction 21A, exit onto M62 toward Leeds/Bolton/M'cr (N) Keep right to continue on M602 Take Regent Rd/A57 to Liverpool Rd/A6143 in Manchester Slight right to stay on M602 Continue onto Regent Rd/A57 Turn left onto A6042 Turn right onto Water St/A6143 Turn right onto Liverpool Rd/A6143 Destination will be on the right Car park is on the Potato Wharf.

York College

York College, Sim Balk Lane, York, North Yorkshire, YO23 2BB, 01904 770200

Directions:

From A46 Eastbound, take the exit towards York West, A1036. At the traffic lights after 200 yards turn right into Sim Balk Lane. Take first left into the car park.

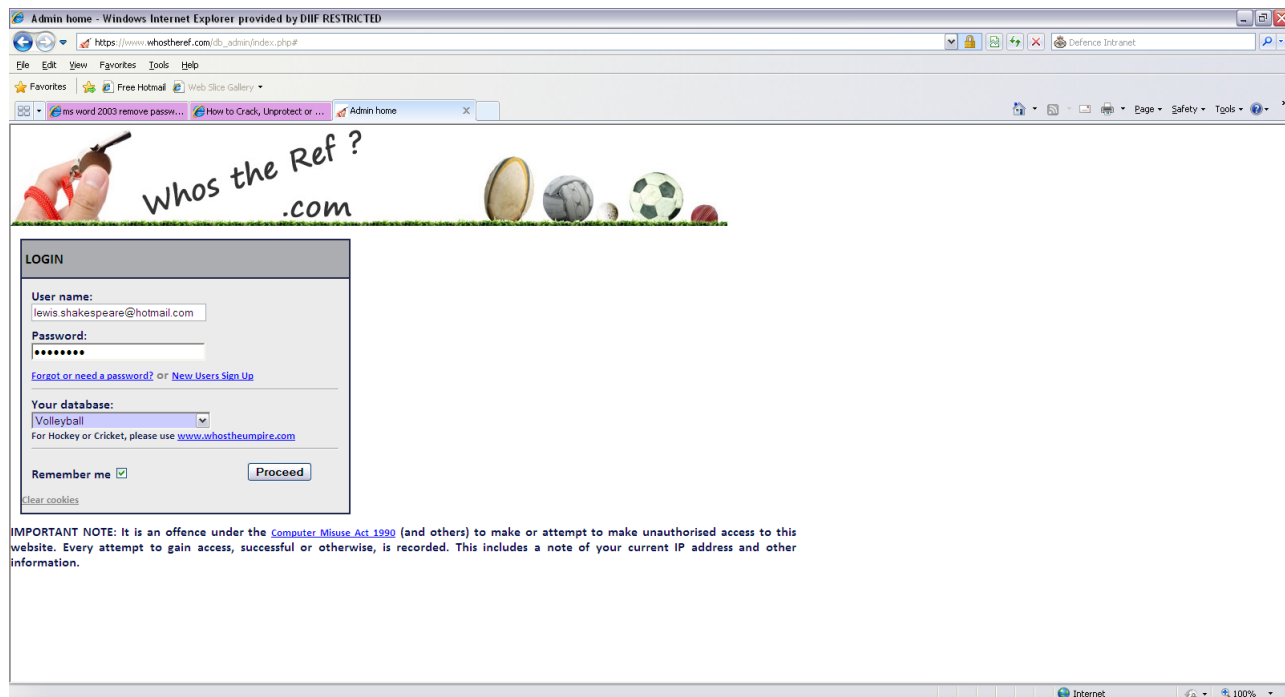
Fixtures

All fixture information is available -

http://volleyballengland.org/competitions/national_volleyball_league/fixtures

How to access and use Who's The Ref

Navigate to www.whostheref.com and select Login from the Top Right Hand Side. Your user name is your e-mail address, select Volleyball from the database list and select the Forgot or need a password option. When you have a password select the Proceed button.

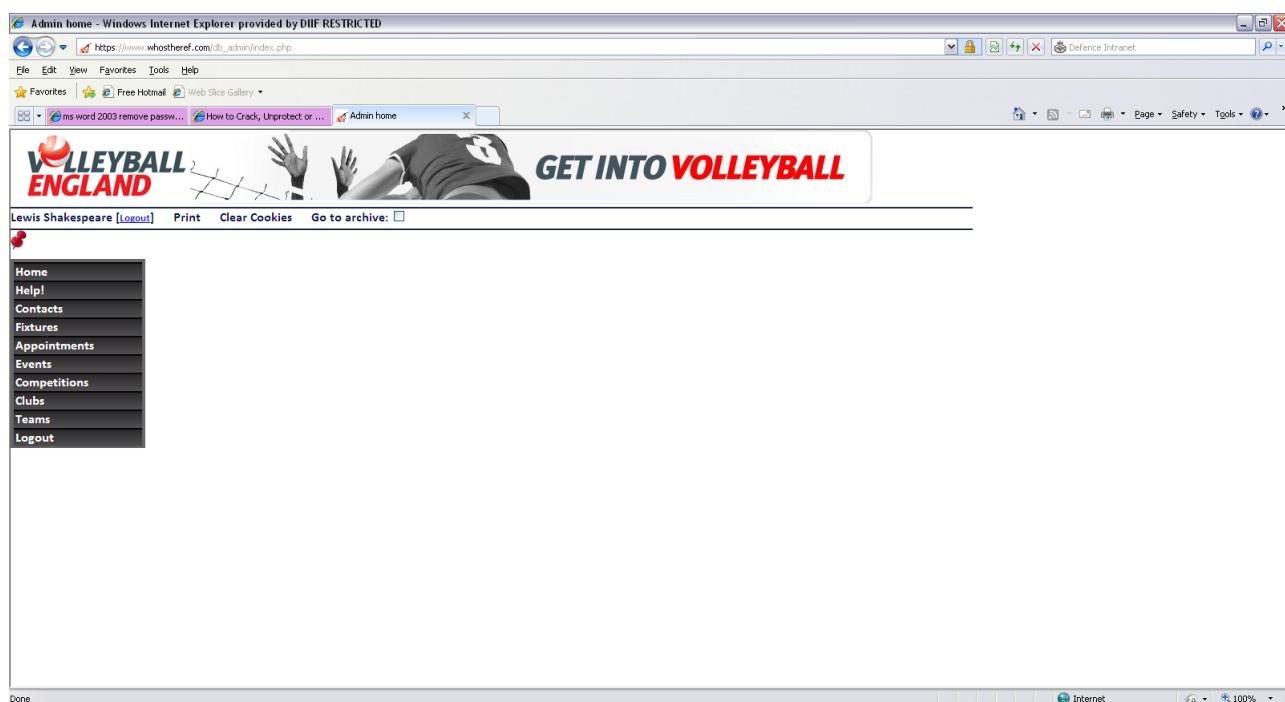


The screenshot shows the login page of 'Whos the Ref? .com' in a Windows Internet Explorer window. The browser's address bar shows the URL 'https://www.whostheref.com/db_admin/index.php#'. The page features a header with the site's name and a graphic of a hand holding a whistle. Below the header is a 'LOGIN' form with the following fields and options:

- User name:** A text box containing 'lewis.shakespeare@hotmail.com'.
- Password:** A text box with masked characters '*****'.
- Forgot or need a password?** and **New Users Sign Up** links.
- Your database:** A dropdown menu with 'Volleyball' selected. Below it, a note says 'For Hockey or Cricket, please use www.whostherefire.com'.
- Remember me** checkbox, which is checked.
- Proceed** button.
- Clear cookies** link.

Below the login form, an 'IMPORTANT NOTE' states: 'It is an offence under the Computer Misuse Act 1990 (and others) to make or attempt to make unauthorised access to this website. Every attempt to gain access, successful or otherwise, is recorded. This includes a note of your current IP address and other information.'

On the opening screen select the Here on the screen to bring up this screen



The screenshot shows the main menu of 'Whos the Ref? .com' after a successful login. The browser window title is 'Admin home - Windows Internet Explorer provided by DMF RESTRICTED'. The page features a header with the 'VOLLEYBALL ENGLAND' logo and the text 'GET INTO VOLLEYBALL'. Below the header, the user 'Lewis Shakespeare' is logged in, with links for 'Logout', 'Print', 'Clear Cookies', and 'Go to archive:'. A sidebar menu on the left contains the following items:

- Home
- Help!
- Contacts
- Fixtures
- Appointments
- Events
- Competitions
- Clubs
- Teams
- Logout

On the Contacts tab you search for any contact in WTR (Referees/Team Fixtures Secretaries/Administrators)

In Fixtures you can restrict by date, Team, Competition

Fixtures - Windows Internet Explorer provided by DIIF RESTRICTED

https://www.whosthereof.com/db_admin/fixtures.php?function=view

File Edit View Favorites Tools Help

ms word 2003 remove passw... How to Crack, Unprotect or ... Fixtures

Defence Intranet

VOLLEYBALL ENGLAND GET INTO VOLLEYBALL

Lewis Shakespeare [Logout] Print Clear Cookies Go to archive: ☐

Home
Help!
Contacts
Fixtures
Appointments
Events
Competitions
Clubs
Teams
Logout

Fixtures - View

From date: (clear) 21-09-2013 Teams: (all) Reading Aces Month: All months Status: (all) Active Level: All levels
To date: (clear) 22-09-2013 Competition: All competitions Venue: All venues Find Reset

Date	Action	Competition	Time	Level	Home	Away	App Reg	Appointments
22-09-2013		W1	12:00	2	Reading Aces (Venue: Kendrick School)	Team Louthborough Dolphins		

Number of rows displayed: 1

Done Internet 100%

In this example I have looked for a particular week end for a particular team which shows a match with a warm up of 12:00 at Kendricks School with no currently confirmed Referees

Note any time you see a Magnifying Glass you can click it for details; hovering over the notes will give you the Match No. (except on iPad)

Fixtures - Windows Internet Explorer provided by DIIF RESTRICTED

https://www.whosthereof.com/db_admin/fixtures.php?function=view

File Edit View Favorites Tools Help

Star Favorites Free Hotmail Web Slice Gallery

ms word 2003 remove passw... How to Crack, Unprotect or ... Fixtures

Defence Intranet

VOLLEYBALL ENGLAND GET INTO VOLLEYBALL

Lewis Shakespeare [Logout] Print Clear Cookies Go to archive: ☐

Home
Help!
Contacts
Fixtures
Appointments
Events
Competitions
Clubs
Teams
Logout

Fixtures - View

From date: (desc) 12-01-2014 Team: Milton Keynes Month: All months Status: (all) Active Level: All levels
To date: (desc) 12-01-2014 Competition: All competitions Venue: All venues Find Reset

Date	Action	Competition	Time	Level	Home	Away	App Req	Appointments
12-01-2014	Q	M3C	13:30	4	Milton Keynes (Venue: Woughton Leisure Centre)	St Albans Harriers	App Req	Ref: Keith McAdam Ref: John Roffey
12-01-2014	Q	M3C	11:30	4	Milton Keynes (Venue: Woughton Leisure Centre)	Norfolk Men	App Req	Ref: Ian Cheesbrough Ref: Keith McAdam

Number of rows displayed: 2

Done Internet 100%

In this example picking the team only shows 2 of the matches in a triangle so select by date and competition to get all 3

Fixtures - Windows Internet Explorer provided by DIIF RESTRICTED

https://www.whosthereof.com/db_admin/fixtures.php?function=view

File Edit View Favorites Tools Help

Star Favorites Free Hotmail Web Slice Gallery

ms word 2003 remove passw... How to Crack, Unprotect or ... Fixtures

Defence Intranet

Lewis Shakespeare [Logout] Print Clear Cookies Go to archive: ☐

Home
Help!
Contacts
Fixtures
Appointments
Events
Competitions
Clubs
Teams
Logout

Fixtures - View

From date: (desc) 12-01-2014 Team: All teams Month: All months Status: (all) Active Level: All levels
To date: (desc) 12-01-2014 Competition: M3C (4) Venue: All venues Find Reset

Date	Action	Competition	Time	Level	Home	Away	App Req	Appointments
12-01-2014	Q	M3C	12:00	4	Canterbury City First (Venue: Spirex Academy)	Essex Juniors	App Req	Ref: Claudia Florea
12-01-2014	Q	M3C	16:00	4	Canterbury City First (Venue: Spirex Academy)	Essex Juniors	App Req	Ref: Claudia Florea
12-01-2014	Q	M3C	14:00	4	Essex Juniors	Essex Juniors	App Req	Ref: Claudia Florea
12-01-2014	Q	M3C	13:30	4	Milton Keynes (Venue: Woughton Leisure Centre)	St Albans Harriers	App Req	Ref: Keith McAdam Ref: John Roffey
12-01-2014	Q	M3C	11:30	4	Milton Keynes (Venue: Woughton Leisure Centre)	Norfolk Men	App Req	Ref: Ian Cheesbrough Ref: Keith McAdam
12-01-2014	Q	M3C	13:00	4	Newmarket VC (Venue: Tendring Technology College)	Dartford Men	App Req	Ref: John Roffey Ref: Ian Cheesbrough
12-01-2014	Q	M3C	15:30	4	Norfolk Men (Venue: Woughton Leisure Centre)	St Albans Harriers	App Req	Ref: John Roffey Ref: Ian Cheesbrough
12-01-2014	Q	M3C	11:00	4	Tendring Academy (Venue: Tendring Technology College)	Dartford Men	App Req	Ref: Glynn Archibald
12-01-2014	Q	M3C	15:00	4	Tendring Academy (Venue: Tendring Technology College)	Newmarket VC	App Req	Ref: Glynn Archibald

Number of rows displayed: 9

Done Internet 100%

Teams are shown in Red to indicate they have more than one match on the day.

Clubs shows both Clubs and Venues

Clubs Maintenance - Windows Internet Explorer provided by DHF RESTRICTED

https://www.whosthereof.com/db_admin/clubs.php?function=view

File Edit View Favorites Tools Help

ms word 2003 remove passw... How to Crack, Unprotect or ... Clubs Maintenance

VOLLEYBALL ENGLAND GET INTO VOLLEYBALL

Lewis Shakespeare [Logout] Print Clear Cookies Go to archive: ☐

Home
Help!
Contacts
Fixtures
Appointments
Events
Competitions
Clubs
Teams
Logout

Clubs - View

Club name (part of): Address (part of): Find Reset

Club	Action	Organisation	Teams	Address	Club Fixture Secretary/Treasurer
Guildford International	Q	Volleyball Engle	2		- / -
Guildford Spectrum	Q	Volleyball Engle	0	Parkway, Guildford, Surrey GU1 1UP	- / -

Number of rows displayed: 2

Done Internet 100%

So Guildford in the Club Name shows me the Club (2 Teams no address) and the Venue (no Teams but an address)

Clubs Maintenance - Windows Internet Explorer provided by DHF RESTRICTED

https://www.whosthereof.com/db_admin/clubs.php?function=view

File Edit View Favorites Tools Help

ms word 2003 remove passw... How to Crack, Unprotect or ... Clubs Maintenance

VOLLEYBALL ENGLAND GET INTO VOLLEYBALL

Lewis Shakespeare [Logout] Print Clear Cookies Go to archive: ☐

Home
Help!
Contacts
Fixtures
Appointments
Events
Competitions
Clubs
Teams
Logout

Clubs - View

Club name (part of): Address (part of): Find Reset

Club	Action	Organisation	Teams	Address	Club Fixture Secretary/Treasurer
Guildford Spectrum	Q	Volleyball Engle	0	Parkway, Guildford, Surrey GU1 1UP	- / -
Surrey Sports Park	Q	Volleyball Engle	0	Richard Meyjes Road, Guildford, Surrey GU2 7AD	- / -

Number of rows displayed: 2

Done Internet 100%

Guildford in the address shows me the 2 venues in Guildford

And expanding it to Surrey shows all these venues

Clubs Maintenance - Windows Internet Explorer provided by DHF RESTRICTED

https://www.whostherof.com/db_admin/clubs.php?function=view

File Edit View Favorites Tools Help

ms word 2003 remove passw... How to Crack, Unprotect or ... Clubs Maintenance

Defence Intranet

VOLLEYBALL ENGLAND GET INTO VOLLEYBALL

Lewis Shakespeare [Logout] Print Clear Cookies Go to archive: ☐

Home
Help!
Contacts
Fixtures
Appointments
Events
Competitions
Clubs
Teams
Logout

Clubs - View

Club name (part of): Address (part of): (clear)

Find Reset

Club	Action	Organisation	Teams	Address	Club Fixture Secretary/Treasurer
American Community School Cobham		Volleyball Engla	0	Heywood, Portsmouth Road, Cobham, Surrey KT11 1BL	- / -
Ashcombe Volleyball Centre		Volleyball Engla	0	The Ashcombe School, Ashcombe Road, Dorking, Surrey RH4 1LY	- / -
Charterhouse Club		Volleyball Engla	0	Dukes Drive, GODALMING, Surrey GU7 2BS	- / -
Egham S.C.		Volleyball Engla	0	Vicerage Road, Egham, Surrey TW20 8NJ	- / -
Epsom College Sports Centre		Volleyball Engla	0	Off Longdown Lane South, Epsom, Surrey KT17 4JQ	- / -
Friends Life Sports Club (Friends Prov.)		Volleyball Engla	0	Pixham End, Pixham Lane, DORKING, Surrey RH4 1QJ	- / -
Frogmore L.C.		Volleyball Engla	0	Pottery Hill Road, Yateley, Camberley, Surrey GU46 6AG	- / -
Guildford Spectrum		Volleyball Engla	0	Parkway, Guildford, Surrey GU1 1UP	- / -
Surrey Sports Park		Volleyball Engla	0	Richard Meyjes Road, Guildford, Surrey GU2 7AQ	- / -
Thomas More Catholic School		Volleyball Engla	0	Russell Hill Road, Purley, Surrey CR2 8XP	- / -

Number of rows displayed: 10

Done Internet 100%

Clicking on the Hyperlinked Post Code takes you to Google Maps

Going to Teams allows you to look at contacts by Division (select the Competition)

Teams Maintenance - Windows Internet Explorer provided by DHF RESTRICTED

https://www.whostherof.com/db_admin/teams.php?function=view

File Edit View Favorites Tools Help

ms word 2003 remove pass... How to Crack, Unprotect or ... Teams Maintenance

VOLLEYBALL ENGLAND GET INTO VOLLEYBALL

Lewis Shakespeare [Logout] Print Clear Cookies Go to archive: ☐

Home
Help!
Contacts
Fixtures
Appointments
Events
Competitions
Clubs
Teams
Logout

Teams - View

Club name (part of): Level: Competition: (all) Gender:

All levels MS8 (1) Either

Team name	Action	Organisation	Level	Gender	Primary Contact	Club	Primary Competition
Coventry & Warwick Rise Men	Q	Volleyball Engle	1	Male	Torsten Hansen	Coventry & Warwick Rise Centre AT7	MS8
London Lynx 1	Q	Volleyball Engle	1	Male	Antonio Codrington	London Lynx UEL	MS8
London Polonia	Q	Volleyball Engle	1	Male	Michas Saller	London Polonia St Benedicts School	MS8
Malory Eagles (London) Men	Q	Volleyball Engle	1	Male	Ruari Isted	London Malory Ernest Bevin College	MS8
Sheffield Hallam	Q	Volleyball Engle	1	Male	Gerry McArdle	Sheffield All Saints School	MS8
Solent Men 1	Q	Volleyball Engle	1	Male	Simon Trueick	Solent VC Itchen College Sports Centre	MS8
Team Northumbria Men	Q	Volleyball Engle	1	Male	Ross Enfield	Middlesbrough And Acklam Volleyball Club Sports Centre	MS8
Wrexsex LeAF BU	Q	Volleyball Engle	1	Male	Vicky Hunter	Wrexsex VC LeAF Academy	MS8

Number of rows displayed: 8

Internet 100%

Or a team name

Teams Maintenance - Windows Internet Explorer provided by DHF RESTRICTED

https://www.whostherof.com/db_admin/teams.php?function=view

File Edit View Favorites Tools Help

ms word 2003 remove pass... How to Crack, Unprotect or ... Teams Maintenance

VOLLEYBALL ENGLAND GET INTO VOLLEYBALL

Lewis Shakespeare [Logout] Print Clear Cookies Go to archive: ☐

Home
Help!
Contacts
Fixtures
Appointments
Events
Competitions
Clubs
Teams
Logout

Teams - View

Club name (part of): (clear) Level: Competition: All competitions Gender:

solent

Team name	Action	Organisation	Level	Gender	Primary Contact	Club	Primary Competition
Solent Ladies	Q	Volleyball Engle	4	Female	Claire Butler	Solent VC Woodlands Community School	W35
Solent Men 1	Q	Volleyball Engle	1	Male	Simon Trueick	Solent VC Itchen College Sports Centre	MS8
Solent Men 2	Q	Volleyball Engle	4	Male	Stuart Fovles	Solent VC Itchen College Sports Centre	M25

Number of rows displayed: 3

Done Internet 100%

You can search in contacts for all Officials in Hampshire

Contact Maintenance - Windows Internet Explorer provided by DIIF RESTRICTED

https://www.whosthereof.com/db_admin/contacts.php?function=view

File Edit View Favorites Tools Help

ms word 2003 remove passw... How to Crack, Unprotect or ... Contact Maintenance

VOLLEYBALL ENGLAND GET INTO VOLLEYBALL

Lewis Shakespeare [Logout] Print Clear Cookies Go to archive: ☐

Home
Help!
Contacts
Fixtures
Appointments
Events
Competitions
Clubs
Teams
Logout

Contacts - View

Contact name (part of): Address (part of): (clear) Roles: All contact types

Type: (all) Gender: Official Either Find Reset

Name	Action	Grade	Member ref*	Organisations	Home	Work	Mobile	Email	Type	CRB
Choh, Clarissa TP			SE/7195	Volleyball Engla			M 07888 657740		O	
Curtis, Martyna				Volleyball Engla			M 07738 850765		O	
George, Ken				Volleyball Engla	H 02392 610625		M 07727 987596		O	
Honeybun, Stephen				Volleyball Engla		W 01256 397510	M 07739 549301		O	
Hopping, Emma				Volleyball Engla	H 07850 352915		M 07850 352915		O	
Kowalewski, Ludwik				Volleyball Engla	H 02380584949	W 02380 670150	M 07770 372996		O	
Kubaty, Piotr				Volleyball Engla			M 07810 837855		O	
Minetti, Graham				Volleyball Engla	H 01329841664		M 07990 582497		O	

Number of rows displayed: 8

Done Internet 100%

Contact Maintenance - Windows Internet Explorer provided by DIIF RESTRICTED

https://www.whosthereof.com/db_admin/contacts.php?function=view

File Edit View Favorites Tools Help

ms word 2003 remove passw... How to Crack, Unprotect or ... Contact Maintenance

VOLLEYBALL ENGLAND GET INTO VOLLEYBALL

Lewis Shakespeare [Logout] Print Clear Cookies Go to archive: ☐

Home
Help!
Contacts
Fixtures
Appointments
Events
Competitions
Clubs
Teams
Logout

Contacts - View

Contact name (part of): Address (part of): (clear) Roles: All contact types

Type: (all) Gender: Official Either Find Reset

Name	Action	Grade	Member ref*	Organisations	Home	Work	Mobile	Email	Type	CRB
Choh, Clarissa TP			SE/7195	Volleyball Engla			M 07888 657740		O	
Butler, Claire				Solent VC		W 02380 269 026 Ext 2	M 07788 714 477		B	
Mant, Andrew				Team Southampton	H 01256 370008		M 07737 099984		B	
Curtis, Martyna				Volleyball Engla			M 07738 850765		O	
George, Ken				Volleyball Engla	H 02392 610625		M 07727 987596		O	
Honeybun, Stephen				Volleyball Engla		W 01256 397510	M 07739 549301		O	
Hopping, Emma				Volleyball Engla	H 07850 352915		M 07850 352915		O	
Kowalewski, Ludwik				Volleyball Engla	H 02380584949	W 02380 670150	M 07770 372996		O	
Kubaty, Piotr				Volleyball Engla			M 07810 837855		O	
Minetti, Graham				Volleyball Engla	H 01329841664		M 07990 582497		O	
Saemuvemba, Nasser				Volleyball Engla	H 07807 078 979					

Number of rows displayed: 11

Done Internet 100%

Points to note:

If you find that any of the match information is incorrect please e-mail me on martin.shakespeare@ntlworld.com with your corrections

You will get e-mail notifications of any changes to match details (date/time/venue) – you still need to let the away team know

If you are the first named team in match 2 of a triangle WTR thinks you are the home team – please forward the e-mail to the hosting team of any changes you receive

If you arrange your own referees for a fixture please also let me know so I can update WTR to save me (or the other appointers) trying to find you Referees; Referee Commission will try and find Refs for unappointed fixtures up to 2 weeks beforehand – after that it is your responsibility. Ensure that if you are going to use unregistered Referees that you follow the NVL Regulations to do so and in any event please let me know who you will use so I can record it in WTR.

Play as much as you like – you can't break it!

If you need to change your details find yourself in contacts and when you click the magnifying glass you will get an edit icon (pencil on paper). Make changes and press green tick to save.

Any questions please e-mail me as above

Amendments to the NVL Regulations for the 2018-2019 season

We have made changes to the regulations to make it simpler, easy and cheaper for Clubs as well as clarifying a number of rules based on questions raised by teams.

Updated the document to reflect the changes in the VE organisation removing references to Commissions and replacing with the Working Group and updated titles as required

Updates to reflect the changes to the Super League

Updated the various dates for this season.

Updated numbering as required.

Updated links and references where required.

Regulation A 3

- iv. Have a qualified and registered coach (minimum Level 2) committed to supporting that Team. To help clubs become compliant with the regulation, the full implementation of the rule has been staggered:
 - Clubs who currently have a level two registered coach must remain compliant.
 - All teams in the Super League and Division 1 need to have a Level 2 qualified coach by the beginning of the 2018/19 season.
 - For Division 2 teams, their deadline is the start of the 2019/20 season.
 - Division 3 teams have an extra year and must have a Level 2 coach by the start of the 2020/21 season.To be considered compliant with the rule, a team must have a coach who is at least registered as a learner on a Level 2 coaching course, appearing on their team's Volleyball England page.
Teams which fail to meet the deadline will be sanctioned and deducted one league point for each match it plays until they become compliant.

Regulation B 2. During the Season

- ix. Normally fixtures can not be played after the end of season date of 22nd April 2019. Any such requests will be under truly exceptional circumstances and will be decided by the competitions working group.

Regulation C 1. Players

- i. All teams should register a minimum of 8 players by the 1st September before the start of the season. A valid registration requires a completed [NVL registration form](#), with photo attached (or emailed to competitions@volleyballengland.org) and the required registration fee complete with player signature. Failure to adhere to the deadline may result in a £25 administration charge.

Regulation D 1. The Home Team is responsible for:

- i. Arranging for the availability of the venue (facilities) – [see D1.v](#) and the equipment – [see D1.vi](#). For all Volleyball England competitions, only equipment deemed suitable, fit for purpose and safe, or which has FIVB approval may be used unless the Competitions Working Group gives prior agreement. The playing conditions must conform to those laid down in the current FIVB Official Volleyball Rule Book.
- v. Facilities
 - (5) Temperature - minimum 10°C

vii. Supplying a competent Scorer and at least two competent Lines Judges in Division 2 and above and a visual scoreboard in all cases. All Technical Officials should be competent in the performance of their duties.

viii. Confirming in writing to the Secretary of the visiting team, the match Referees, the Volleyball England Hub and the Divisional Working Group Lead **at least 14 days**, and not more than 21 days (according to the postmark, or email delivery receipt) prior to the date of the match, in the same letter or email

(6) The names of the Referees; TBC is not acceptable; Away Teams must know who is scheduled to Officiate

(8) Where the match is the 2nd match of a Double header (only two NVL League/Cup/Shield fixtures and *not* any other preceding match) then it must be made clear in the match confirmation that this is the case and that the match start time may be subject to delay based on the finish time of the previous match.

Regulation D 3. Expenses for Match Officials:

Expenses for Match Officials should be paid on the day, preferably by electronic transfer, or by electronic transfer within 3 Working Days of the match (i.e. by Thursday morning for a weekend match).

Single match	Super League	£20
	Div 1	£17
	Div 2	£17
	Div 3	£15
Matches 1 & 3 of a triangular	Div 2	£40
Matches 1 & 3 of a triangular	Div 3	£36
Cup	Rounds	£17
	Semis	£20
All Competitions Finals (except where Tournament fees apply)	Finals	£25

Regulation D 4. Referees

vii. Where the NVL appointments Sub-Committee of the Officials Group has not appointed Referees for the match, the home team is responsible for appointing them, and should start this process after the season's fixtures and Referee appointments have been published. The Officials Group Appointment committee will continue to actively try and appoint Referees up to 3 weeks before the fixture is played; after that the Home Team is solely responsible for sourcing Officials, except in cases where the match is only confirmed within that 3-week window (e.g. re-arrangements or Cup and Shield Fixtures). Where a Team appoints its own Referee it must notify the NVL Officials Group Member that the appointment has been made. If the visiting team objects to the Referee appointments made by the home team then this should be referred to the NVL Officials Group Member.

xi. Where only 2 Officials have been appointed to a Triangular Fixture they will be expected to officiate all 3 matches. If the Home Team wishes to officiate the middle Fixture, then both Officials must be currently registered with VE and the First Referee must be at least Grade IIIR.

Regulation E 3. The schedule

Note: As the home team alone is responsible for the venue and equipment, venue changes, double bookings, missing equipment will not normally be considered to be outside the control of the team.

Regulation E 4. Arrival of teams

iii. Where a team is delayed by factors that are wholly out of a team's control (e.g. public transport breakdown on the day) and can be backed up by professional and independent reports of confirmation (e.g. Public transport company, Police, Motoring organisation) indicating driving conditions and advice, this can be considered by the Competitions Working Group as an extenuating circumstance.

Regulation E 9. Bad Weather

In the event of bad weather, teams should make every effort to play their fixtures whilst taking responsibility for their own safety. If either team feels they are unable to complete the fixture they must ensure they have professional and independent evidence (e.g. Weather, Public transport company, Police, Motoring organisation, Sports Hall) indicating travel conditions and advice or hall closure notice. Teams are expected to call and email the opposition, the Referees and the relevant Competitions Working Group Divisional Lead as soon as possible and at the same time agree a date for the match to take place.

Regulation F 1. Scoresheet and Match day protocol

ii. Sending the top copy of the Scoresheet, Libero Control sheet (as necessary) and for Super League matches only, a copy of the match day programme to the Volleyball England Hub by first class post on the first working day after the match. In the event of late arrival of this copy at the Volleyball England Hub, the date of cancellation of the first-class stamp will be used to see whether a team should be fined. An email with a legible photo or pdf sent to competitions@volleyballengland.org is also acceptable. (if you choose to email the information you should keep the hard copy of the scoresheet until the start of the following season in case of any queries)

Regulation F 2. Reporting Results

Advising the match result, including match number, teams, result and set scores, to the nominated Volleyball England results service immediately after the match by telephone, WhatsApp, email or SMS; if possible by 8pm. Results should be reported to Geoff Hollows on **07918 636146** or ve.resultsservice@btinternet.com.

Regulation K 1. Instructions to Referees

- ii. Referees are to confirm as soon as possible that they are attending the match and are requested to let the Home Team know their likely match fees and expenses.
- iv. First referees who issue an expulsion or disqualification penalty are required to submit a Form RC9 to the Volleyball England Hub and NVL Officials Group Member after the match. ([Regulation H 2](#). refers.)
- ix. Referees who do not get paid promptly i.e. on the day, or within 3 working days by electronic transfer, should contact the relevant Competitions Working Group Divisional Lead. ([Regulation D3](#). refers) and the Officials Group Member
- x. Referees are to record on the scoresheet if an incorrect match ball is used. ([Regulation D1. vi](#) (5))
- xi. Referees are to record on the scoresheet if Line Judges are not provided in Divisions 2 and above.

Section L. Anti-doping (Drug Taking) Regulations

Regulation L1. Anti-doping rules apply to all volleyball players, at all levels of the game.

Regulation L2. A copy of the Volleyball England Anti-Doping Rules and regulations for doping control is available [here](#).

Regulation L3. Doping Controls may be carried out at any time during or out of competition.

The anti-doping rules of Volleyball England are the UK Anti-Doping Rules published by UK Anti-Doping. These rules can be amended from time to time, such rules shall take effect and be construed as the rules of Volleyball England.

NVL Regulations

<u>Introduction to the Regulations</u>	74
<u>Section A. Administrative Matters</u>	75
<u>Section B. Organisation of Fixtures</u>	78
<u>Section C. Registration</u>	80
<u>Section D. Preparation for Matches</u>	83
<u>Section E. Arrangements at Matches</u>	87
<u>Section F. After the Match</u>	92
<u>Section G. Penalties, Protests and Appeals</u>	93
<u>Section H. Misconduct</u>	96
<u>Section I. End of Season</u>	99
<u>Section J. Regulations for Specific Competitions</u>	101
<u>Section K. Instructions to Referees</u>	102
<u>Section L. Anti-doping (Drug Taking) Regulations</u>	103
<u>Section M. Blood Injuries</u>	104
<u>Section N. Minimum Operating Standards</u>	105
<u>Section O. Sports Betting</u>	106
<u>Section P. Appendices</u>	107
<u>Index</u>	112

Introduction to the Regulations

These Regulations govern competitions organised by the Competitions Working Group of Volleyball England (VE) for the season of 1st September 2018 to 31st August 2019. These Regulations are the only regulations specified and no other publication is applicable, save the FIVB Rules of the Game ([Regulation E 1](#)) and the relevant Codes of Conduct. Competitions Working Group reserves the right to issue appropriate amendments.

For Under 15's, Under 16's, Under 18's, Inter Regional, Student Cup and Sitting indoor volleyball competitions, please refer to the Volleyball England website for current regulations.

These are the regulations applicable to indoor volleyball organised by Volleyball England. Volleyball England will issue further regulations applicable to the Volleyball England Beach Competitions.

In writing these Regulations we have tried to ensure that the result of any volleyball match is decided on court and within the spirit of the game.

Section A. Administrative Matters.

Regulation A 1. To enter the National Volleyball League (NVL), each team must;

- i. Have paid a goodwill deposit of £100.00
- ii. Have no outstanding debts with Volleyball England (English Volleyball Association Ltd) from previous seasons. Teams in debt to the Association may not be permitted to play fixtures if the previous season's debts are not cleared by the 31st May. Teams / Clubs with historic debts to Volleyball England will not be permitted entry to the NVL until the debts are cleared and the matter resolved by the Competitions Working Group
- iii. Have a name that permits easy geographical recognition of where they are from / play agreed and approved by the Competitions Working Group.
- iv. Agree to abide by the Minimum Operation Standards ([See Section N](#))
- v. Super League Teams must give a commitment to playing in the Challenge Series and field a side in the spirit of the competition

Regulation A 2. Withdrawing from the National Volleyball League

- i. Any club or team withdrawing from the NVL, and then wishing to re-enter later, must re-apply as a new entrant. New entrants will be placed in the lowest available division geographically as decided by the Competitions Working Group.
- ii. Any team withdrawing from the NVL during the season or after their entry has been accepted by the 1st May will forfeit their goodwill deposit.

Regulation A 3. Before competing in any Volleyball England competition, each team must:

- i. Be part of a Club properly affiliated to Volleyball England.
- ii. Have its coach, players and authorised bench personnel appropriately registered with Volleyball England.
- iii. Have paid any further competitions fees that may be in force by the specified deadlines. Late entries will only be accepted at the discretion of the Competitions Working Group and will be subject to a £25 administration charge.
- iv. Have a qualified and registered coach (minimum Level 2) committed to supporting that Team. To help clubs become compliant with the regulation, the full implementation of the rule has been staggered:
Clubs who currently have a level two registered coach must remain compliant.
All teams in the Super League and Division 1 need to have a Level 2 qualified coach by the beginning of the 2018/19 season.
For Division 2 teams, their deadline is the start of the 2019/20 season.
Division 3 teams have an extra year and must have a Level 2 coach by the start of the 2020/21 season.
To be considered compliant with the rule, a team must have a coach who is at least registered as a learner on a Level 2 coaching course, appearing on their team's Volleyball England page.
Teams which fail to meet the deadline will be sanctioned and deducted one league point for each match it plays until they become compliant.

Regulation A 4. Conditions of Entry to the National K.O. Cup

- i. Entry into the National KO Cup will be assumed for NVL teams unless a written request to withdraw is received with League Entry.
- ii. Non NVL teams must be competing in a recognised league or approved for entry by the Competitions Working Group. Players with Local League or Regional Registration cards will not be required to register with Volleyball England. "Amalgam" teams, with players from more than one non NVL team, must have a demonstrable affinity e.g.

- playing in the same local league or living in the same geographical area etc. Teams with any doubt as to eligibility to play in the Cup should contact the relevant Cup Lead or Competitions Department for clarification.
- iii. NVL players may not play for another NVL team in any Cup competition other than the one they are registered for. Refer to [Section J Regulation 1](#) Volleyball England K.O. Cup for further clarification.
 - iv. NVL Teams may contain non-NVL registered players if they can demonstrate an affinity with the NVL Team they represent.

Regulation A 5. Conditions for a New Entrant into the National Volleyball League will normally include:

- i. Proven playing ability of the team in a recognised Regional / Area League over more than one season.
- ii. Club having been affiliated to Volleyball England for the last two seasons.
- iii. Club constitution to be acceptable in that it shows:
 - (1) The name of the Club.
 - (2) The way its constitution may be amended.
 - (3) The financial control.
- iv. The Regional or Area Association to provide a letter of support for the entry.
- v. The Regional / Area Association or Club should provide name(s) and letter(s) of support from evidence of referee development such that a minimum of one qualified and registered referee(s), who are from there, not currently officiating in the National League, but are prepared to do so.
- vi. The Club's financial accounts provide evidence of the financial support for competition at National level.
- vii. A Team must have a qualified and registered coach (minimum Level 2) committed to supporting the NVL team.
- viii. Club being able to nominate at least 10 players who are prepared to commit to playing for the team. If any such players are with an existing NVL team, then it must be shown that the team holding the NVL registration would agree to the transfer should the team requesting entry to the NVL be accepted.
- ix. The Club having a suitable home venue and equipment for NVL Matches in the location indicated by their team name and specified as their normal home venue.
- x. If necessary, the team winning play-off games against other teams applying for entry.
- xi. The Competitions Working Group has the absolute right and discretion to accept or refuse any club or team admission to the league.

Regulation A 6. No club can alter its name or location to gain admission into any of the divisions of the NVL, and no official can act as Chairman, Secretary or Treasurer of more than one NVL club, or hold any combination of these offices for more than one club.

Note: The place in the NVL is the right of the Club as evidenced by its constitution, and not the right of any player or group of players. To assist Clubs, a draft constitution is available online and from the Volleyball England Hub.

Regulation A 7. No team may alter its name during the season without the prior written approval of the Competitions Working Group.

Regulation A 8. Clubs/teams playing in any competition governed by these regulations are required to notify the Volleyball England Hub of the name, period and type of any sponsorship that they may have. The value of any sponsorship is a matter confidential to the Club/Team and its Sponsor. Tobacco sponsorship is not allowed. Failure to register details of sponsorship within 14 days of a contract being completed will result in a fine of £100.00, and additional penalties, thereafter, within the discretion of the Competitions Commission if details are not registered.

Regulation A 9. Club Structure

- i. Clubs may be membership based and run with a democratic style constitution with elected officers, or they may be proprietorial in nature.
- ii. No proprietor (whether as an individual, company, by way of shareholding or as nominee) may have an interest or hold office in more than one club.
- iii. Where clubs seek to amalgamate then the Volleyball England Hub shall be supplied with full details including detailed minutes, details of who attended meetings, and such other information as the Volleyball England Hub may require. Volleyball England has a role in ensuring that clubs are formed correctly and with the consent of those involved.
- iv. Where a democratic/membership-based club seeks to become proprietorial, as for example where a commercial concern wishes to run a club, then the Association (through its appropriate Officers) shall ensure that the club membership has voted thereon and that the provisions of that club's constitution have been observed.
- v. No club, individual or group, whether membership based or proprietorial, has a right to a particular place in Volleyball England's National League, entry for which is requested each season.
- vi. Any alterations to a club's Constitution are to be advised to the Volleyball England Hub on behalf of the Competitions Working Group within 14 days of such alteration and amendment.
- vii. All NVL correspondence will be forwarded to the relevant team secretaries named in the e-Handbook, or as amended in writing to the Volleyball England Hub, who will advise all team secretaries in that competition as soon as practicable of the change of team secretary. Any Club specific matters will be addressed to the Club Secretary / Chairperson, as detailed on the Club's Affiliation form for the season.

Regulation A 10. Disputes

- i. The Competitions Working Group has the full authority to deal with disputes involving clubs, players, administrators and non-qualified person acting in the capacity of coach or referee, and to sanction clubs and their members, both playing and non-playing, when deemed to be in contravention of any of the NVL regulations or relevant codes of conduct.
- ii. A Competitions Working Group member has the delegated authority to make decisions on behalf of the Competitions Working Group to facilitate the day to day running of a competition.
- iii. Where appropriate the Competitions Working Group member can impose fines and / or deadlines to facilitate the smooth running of a competition.

Regulation A 11. Match Venues

- i. Matches played in Men's Super League, Women's Super League and Quarter Finals and Semi Finals of all Cup Competitions shall be played at venues approved by the Competitions Working Group. Clubs competing must obtain such approval from the Competitions Working Group where required.

Section B. Organisation of Fixtures

Regulation B 1. Pre-Season Fixture Arrangements

Teams will be provided with the draft fixtures well in advance. At that time teams may enter mutual discussions and request agreed amendments to the proposed fixtures. Any such proposals must be agreed in writing by both teams, and confirm the new date, time and venue. Any such changes will need to be approved by the Competitions Working Group, who shall seek to ensure that teams do not gain a competitive advantage by delaying matches, delaying the start or conclusion of the season, or a team playing significantly more, or less, matches than other teams in the Division by key dates. No team entered in the Cup/Shield will arrange an NVL match onto any Cup/Shield date during the draft fixture process. Match rearrangements during the season (e.g. due to adverse weather) will be considered by divisional Working Group Leads considering the teams continued participation in the cup/shield. After the amended draft fixtures have been returned to the Volleyball England Hub, no other changes will be allowed except under very exceptional circumstances.

Regulation B 2. During the Season

- i. matches must be played on the date, at the time and at the venue specified in the National Volleyball Competitions Handbook fixture lists, and not any other publication. If there is an error in the handbook or a fixture has been agreed to be changed by the Competitions Working Group, then the correct details will be updated onto the NVL page of the website.
- ii. Where a club has two or more teams in the same NVL Division, the Competitions Working Group reserves the right to schedule both fixtures between the teams as early in the season as possible.
- iii. Only under very exceptional circumstances, fixtures may be rearranged with prior consent of the appropriate Working Group Lead and the opposition. Any such proposals must be agreed in writing by both teams, and confirms the new date, time and venue. Requests for rearrangement must be made to the Divisional Working Group Lead at least 21 days prior to the original fixture date. Requests with less than 21 days' notice will only be considered in the most extreme circumstances. The Volleyball England Hub and the Referee Co-ordinator must be kept informed of the changes. Teams must be aware that sourcing Referees for changed fixtures may well be problematic and must be prepared to source their own. Requests to re-arrange a fixture due to holiday arrangements is not considered to be a very exceptional circumstance.
- iv. Where a team has 2 or more players involved in international competition, application may be made to the Competitions Working Group for re arrangement. Application must be made as soon as any conflict is known and, in any event, no later than 21 days prior to a match. It is stressed that this re arrangement is discretionary. This provision does not apply to International Beach fixtures.
- v. A rearrangement will only be approved when a fully justifiable reason is provided, and a new date has been arranged and agreed by the teams involved. Where teams cannot agree a new date then the appropriate Working Group Lead will specify a date on which the rearranged match will be played, or the original date will stand.
- vi. Where a fixture is postponed due to exceptional circumstances beyond the control of the teams, then any additional costs incurred in restaging the fixture shall be equally shared between the teams i.e. Sports Hall Costs, Referees and actual Travel costs. Travel costs are to be based on travelling from your closest home venue.
- vii. Where match Referees were appointed by Volleyball England, and the date, time or venue is changed, the original home team becomes responsible for notifying those Referees and the NVL Officials Group Member of the change and for appointing suitable replacement Referees, if necessary. Such changes to date, time or venue

must be approved in writing by the appropriate Divisional Working Group Lead.
Normal Match Confirmation procedures will then apply.

- viii. Where a match is cancelled at short notice then the home team is responsible for ensuring the Officials are aware of the cancellation and communication has been received to acknowledge this. If the Referee travels to the match, then full remuneration shall be made as if the match took place
- ix. Normally fixtures can not be played after the end of season date of 22nd April 2019. Any such requests will be under truly exceptional circumstances and will be decided by the competitions working group.

Section C. Registration

Regulation C 1. Players

- i. All teams should register a minimum of 8 players by the 1st September before the start of the season. A valid registration requires a completed [NVL registration form](#), with photo attached (or emailed to competitions@volleyballengland.org) and the required registration fee complete with player signature. Failure to adhere to the deadline may result in a £25 administration charge.
- ii. It is the responsibility of the team or club registering a player to ensure the eligibility of the player to be registered. Players who are subject to transfer requirements must be correctly transferred. Player registration information for the previous seasons is available on the Volleyball England website and from the Volleyball England Hub.
- iii. Clubs with more than one team may delay allocating their players to a specific team until a week before their Club's first match, informing the Volleyball England Hub which team a player will play for, but the players must all be registered by 1st August. Until the required allocation is made, all players will be deemed to be registered with the lower/lowest team.
- iv. Players cannot be registered after 1st March during the season, except with the express approval of the Divisional Working Group Lead. (This will only be permitted in emergencies to enable games to take place e.g. where less than seven registered players are medically fit or are available to play. Written confirmation of Registered Players non-availability will be required before agreeing to an Emergency Registration). The emergency registered player will be eligible to play for the team for the remainder of the season but will not be able to play up for another team.
- v. In any season, no player may play for more than one Club in the same competition unless they are officially transferred. Except under very exceptional circumstances a player may only transfer once during any NVL season. No player may play for different teams in a cup competition, under any circumstances. Where Clubs have two or more teams in the same competition, a player will become 'Cup tied' to the team they played their first cup match with, regardless of transfers and the playing up regulation. Transfer regulations apply to movement of players between different teams within the same Club.
- vi. A junior player (Under 18 on 1 September of the current season) playing in a junior competition may also play for their Club in a senior competition.

Regulation C 2. Technical Members of the team

- i. Any other personnel needing to sit on the team bench under FIVB International Rule 4 must be registered with the Volleyball England Hub.
- ii. Technical and professional personnel from one Club are permitted to form the authorised Bench Personnel of another Club, providing they are registered as authorised Bench Personnel for the team/club they are to assist, which must be presented to the Scorer. Any Bench Personnel that is assisting at another Club must have the written permission of their original Club.
- iii. Coaches and Bench Personnel require one licence per team they wish to assist. Only a qualified and registered Coach with Volleyball England will be able to undertake the role of Head Coach during a match.
- iv. Should a qualified and registered Coach with Volleyball England not be available at the match then the team captain shall assume the role. Any other authorised Bench Personnel may act only as an Assistant Coach, with the associated restrictions and limitations of duties.
- v. Registered players who wish to assist another team/club as Bench Personnel are required to hold a separate Bench Personnel registration for the team(s) they will be assisting, and this must be presented to the Scorer.
- vi. All Bench Personnel (including Coaches) must register with Volleyball England and submit a photo when applying for their Bench Personnel registration.

Regulation C 3. Transfers ([See Appendix A](#))

- i. Subject to the provisions below, players may transfer between clubs prior to 1st March each season. Only in exceptional circumstances will a player be allowed to transfer more than once during the NVL/KO Cup playing season. The NVL season shall run from 1st September to 31st August each year. Players who are playing up, and reach eleven sets, or more, in a match are deemed to be automatically transferred to the higher team. It is the responsibility of the club to keep account of the number of sets each player plays up. This will also apply if this occurs after 1st March and will be an exception to the transfer deadline.
- ii. Where a Club has more than two teams playing in the NVL the player will be automatically transferred to the team for which they have played up most for.
- iii. If a team or Club withdraw from the NVL, its players are still deemed to belong to that Club. Therefore, they need to transfer before being permitted to play for another club. This is to protect clubs and their assets.
- iv. Unless under contract, a player is deemed to become a free agent if they have not played in the NVL in the preceding two seasons and have no documented indebtedness to a previous NVL Club. Teams are strongly advised to consult the available player registration information available from the Volleyball England Hub to confirm the status of a player.
- v. International Transfers;
 - (1) Any player that has previously held a National License with another Volleyball Federation before being registered with Volleyball England will require an International Transfer. International Transfers are bound by the Regulations set out by the FIVB. International Transfers are initiated by the Volleyball England Hub.
 - (2) Any Team found to play anyone who does not have the 'approved' ITC certificate will forfeit any match 3-0 (25-0, 25-0, 25-0) and will lose their match point.
 - (3) It is the responsibility of Teams to ensure that any 'emergency registered' players do not require an International Transfer.
 - (4) All Divisions within the NVL are bound by the ITC Regulations.
 - (5) Any team who play in any CEV European Competition are required to have International Transfers for all players that require them. This applies to all Volleyball England approved Competitions including the National Cup and Shield.

Clubs registering new players should always be aware of the possibility of the need to formally transfer, and should take the following steps:

- a) Establish from the player if they have ever been to any NVL Club in the past. They may not have played, but could have registered, or simply been for training, and may have forgotten to return items.
- b) If they have been at previous NVL Club(s), which is still in existence contact the Club and obtain confirmation that they are in good standing i.e. they do not owe the Club anything and are able to register for the new Club.
- c) If they have been to previous NVL Club(s), which are not in existence consult the available previous NVL registration data on the Volleyball England website, and contact competitions@volleyballengland.org to clarify that no indebtedness or impediment has been lodged with the Volleyball England Hub.

Clubs playing ineligible players will be considered for disciplinary action. Clubs are advised to ensure they take all reasonable steps, as above, to ensure the eligibility of players being registered.

Players found to have documented indebtedness to previous NVL Club(s), who seek current NVL registration, and who may not have provided the new Club with all material information may be liable to suspension from playing until the matter is resolved.

- vi. Transfers will not be allowed if any of the following circumstances apply:

- (1) The player is under valid contract to the current club unless that contract is terminated by mutual consent. ([See CONTRACTS Appendix B](#))
 - (2) The player has not discharged any documented indebtedness to the current club, e.g. subscription arrears, kit etc. Teams are advised to ensure that players are made fully aware of their commitments and fees due. These should be detailed in writing and signed by the player wherever possible to avoid any confusion or subsequent doubt arising.
 - (3) The current club would be left with less than 8 available registered players during the N.V.L. / K.O. Cup playing season.
- vii. A Club having 2 or more teams competing in the NVL shall be entitled to transfer player(s) between teams. Players transferred to the lower team within a Club after the start of the season cannot use the playing up regulation.
 - viii. Any player wishing to leave their Club to take up a different post at another Club (i.e. Coach etc.), may do so only with the agreement of the Club holding their registration, and abide by the transfer provisions. Disputes will be referred to Competitions Working Group for arbitration.

Section D. Preparation for Matches

Regulation D 1. The Home Team is responsible for:

- i. Arranging for the availability of the venue (facilities) – [see D1.v](#) and the equipment – [see D1.vi](#). For all Volleyball England competitions, only equipment deemed suitable, fit for purpose and safe, or which has FIVB approval may be used unless the Competitions Working Group gives prior agreement. The playing conditions must conform to those laid down in the current FIVB Official Volleyball Rule Book.
- ii. Booking a minimum period of three hours for single matches, five hours for a double header and seven hours for triangular matches. If less is booked and time runs out, the home team will forfeit the last match in which they played. If, after the recommended hours booked the matches have not been completed, the teams concerned will rearrange the outstanding fixture at an agreed venue and date approved by the Divisional Working Group Lead as acceptable to the teams involved. The teams involved will share total costs (i.e. the cost of travel of the away team, (from their closest Home Venue), the venue and Referees costs) of the new match equally. This ruling includes unfinished matches.
- iii. Start times for matches must be:
 - (1) Single matches on Saturdays between 12noon & 18:00hrs
 - (2) Single matches on Sundays between 11:30 & 16:00hrs
 - (3) Double matches on Saturdays between 12noon & 16:00hrs
 - (4) Double matches on Sundays between 11.30 & 14:00hrs
 - (5) Triangulars between 11:30 & 12:30hrs

Unless otherwise agreed in writing by the opposition.

- iv. The first referee shall decide upon the adequacy of the court and equipment at the time of the match.
- v. Facilities
 - (1) Court Surface - flat, smooth, non-slippery and safe
 - (2) Free Zone - minimum 3m around court with preferably 5m to rear
 - (3) Height Clearance - minimum 7.5m above playing surface
 - (4) Court Markings - correct, unbroken as per FIVB court layout
 - (5) Temperature - minimum 10°C
 - (6) Lighting - adequate, even, minimum 500 lux
 - (7) Team Bench - size, and safely positioned
 - (8) Warm up area - 3m x 3m, correctly positioned
 - (9) Spectator seating - available
 - (10) Sanctions box with seat - 1m x1m on the scorer's side of the court, outside of the free zone and beyond the end line.
- vi. Equipment
 - (1) Net - correct length (9.5-10m) depth (1m) mesh unbroken, correctly tensioned, height easily adjustable
 - (2) Sidebands - correctly positioned
 - (3) Antennae - correctly positioned
 - (4) Posts - smooth, safe and height adjustable
 - (5) Balls - Only approved FIVB balls must be used in all competitions (see [FIVB Regulations](#), page 9) (Two identical balls are required for a one ball system and 4 for a three ball system).
 - (6) 3 ball system - identical characteristics, where system used
 - (7) Visual scoreboard - operable
 - (8) Scoresheet - Volleyball England approved scoresheet in triplicate
 - (9) Line Up Sheets - available
 - (10) 2 sets of paddles - numbered 1-20 ([refer to Section N](#) – Minimum Operating Standards)

- (11) Buzzer - available ([refer to Section N](#) – Minimum Operating Standards)
- (12) Pressure Gauge - available
- (13) Ball Pump - available
- (14) Referee Stand - stable, safe, and adjustable
- (15) 4 x Line Judge flags (40 x 40cm) – available

Note: Failure to provide adequate equipment cannot be attributed to a sports centre or the staff thereof it is the sole responsibility of the home team. Failings in the facilities are also the responsibility of the home team unless matters arise, exceptionally, during or in the days approaching a match that are outside the control of the venue. e.g. electrical, mechanical or safety failures.

Any delay to the start of a match attributed to lack of equipment, the home team will be penalised in accordance with regulation [E 5. Late Arrival](#); this does not apply to equipment failures during the Warm Up or the match; these shall be dealt with in accordance with the Rules of the Game as Exceptional Delays.

- vii. Supplying a competent Scorer and at least two competent Lines Judges in Division 2 and above and a visual scoreboard in all cases. All Technical Officials should be competent in the performance of their duties. The Scorer must be the same person throughout the match and be present at least 30 minutes before the start of the match. Line Judges should be present at least 20 minutes prior to the start of the match. Failure to provide the Technical Officials will result in a minimum of a £10 fine for the first offence, £20 for the second offence, £30 for the third offence, and £30 for every subsequent offence thereafter.
- viii. Confirming in writing to the Secretary of the visiting team, the match Referees, the Volleyball England Hub and the Divisional Working Group Lead **at least 14 days**, and not more than 21 days (according to the postmark, or email delivery receipt) prior to the date of the match, in the same letter or email
 - (1) The date of the match.
 - (2) The venue and travel directions for the match, for both public and private transport
 - (3) The time of the availability of the court
 - (4) The time of the start of the warm up
 - (5) The time of the start of the match
 - (6) The names of the Referees; TBC is not acceptable; Away Teams must know who is scheduled to Officiate
 - (7) The availability of post-match hospitality
 - (8) Where the match is the 2nd match of a Double header (only two NVL League/Cup/Shield fixtures and *not* any other preceding match) then it must be made clear in the match confirmation that this is the case and that the match start time may be subject to delay based on the finish time of the previous match.
 - (9) Triangular matches will be played in the order set out on the website fixture list with the home team playing in the first and third matches unless mutually agreed in writing at least 10 days (according to the postmark or email delivery receipt) prior to the date of the match.
 - (10) Where confirmation is sent by e-mail, it should be acknowledged by the away team and the match officials. If the home team secretary does not get the message acknowledged they should chase the confirmation using all other contacts available.
 - (11) Any team failing to send the appropriate match confirmations shall be fined £10 per occurrence.

- ix. Any visiting team Secretary or referee who has not received confirmation within the stipulated time should contact the Volleyball England Hub or Divisional Working Group Lead for guidance.
- x. The payment of any entrance fees at the venue for visiting teams and Referees. It is suggested that to avoid difficulties, Sports Centres should be contacted beforehand.

Regulation D 2. Playing kit

- i. Shirts - uniform colour/design, clean
- ii. Shorts - uniform colour/design. Shorts do not have to be numbered but all the team must wear the same (either all numbered, matching the shirt number or all without).
- iii. Compression Sleeves and shorts - must be the same as the corresponding part of the uniform, for example red shirt, red compression sleeves, black shorts, black cycling shorts.
- iv. Numbers - correctly positioned, contrasting colour to shirts (front & back) as per FIVB ruling. All shirt numbers must be numbered 1 – 20.
- v. Captain - identified by a stripe throughout the match (tape permissible)
- vi. Libero player - different coloured shirt, easily identifiable, numbered as part of team number sequence
- vii. All teams are required to be in full match kit prior to the official warm up at the net.

Regulation D 3. Expenses for Match Officials:

Expenses for Match Officials should be paid on the day, preferably by electronic transfer, or by electronic transfer within 3 Working Days of the match (i.e. by Thursday morning for a weekend match).

Single match	Super League	£20
	Div 1	£17
	Div 2	£17
	Div 3	£15
Matches 1 & 3 of a triangular	Div 2	£40
Matches 1 & 3 of a triangular	Div 3	£36
Cup	Rounds	£17
	Semis	£20
All Competitions Finals (except where Tournament fees apply)	Finals	£25

Note: Travel expenses are to be claimed as either actual expenses (public transport) or at current Volleyball England rate (£0.25 per mile private car).

Regulation D 4. Referees

- i. First Referee - qualified, registered
- ii. Second Referee - qualified, registered
- iii. Scorer - competent
- iv. Line Judges - competent
- v. Ball Retrievers - competent, preferably six, where used
- vi. The use of Referees who are directly connected with the teams playing is discouraged. Where used the connection should be noted in the confirmation to visiting teams. If requested a neutral referee should act as First Referee.
- vii. Where the NVL appointments Sub-Committee of the Officials Group has not appointed Referees for the match, the home team is responsible for appointing them, and should start this process after the season's fixtures and Referee appointments

- have been published. The Officials Group Appointment committee will continue to actively try and appoint Referees up to 3 weeks before the fixture is played; after that the Home Team is solely responsible for sourcing Officials, except in cases where the match is only confirmed within that 3-week window (e.g. re-arrangements or Cup and Shield Fixtures). Where a Team appoints its own Referee it must notify the NVL Officials Group Member that the appointment has been made. If the visiting team objects to the Referee appointments made by the home team then this should be referred to the NVL Officials Group Member.
- viii. Teams are not permitted to cancel any Referee appointed by the NVL Appointment Sub-Committee and appoint their own.
 - ix. Details of Referee appointments are available from <http://www.whostheref.com/> (WTR). Club Secretaries must apply for a log on and use the system when sending out appointment confirmations. Club Secretaries are also responsible for ensuring that the details held on WTR (and the VE website) are correct and inform the NVL Officials Group Member or Volleyball England Hub as appropriate of any inaccuracies.
 - x. In case of difficulty finding Referees the secretary should contact the Regional Referee Co-ordinator and the NVL Officials Group Member with details of efforts made so far for advice and information. Evidence of the home teams' efforts to obtain referees must be made available to the Divisional Working Group Lead and the NVL Officials Group Member in case of a complaint.
 - xi. Where only 2 Officials have been appointed to a Triangular Fixture they will be expected to officiate all 3 matches. If the Home Team wishes to officiate the middle Fixture, then both Officials must be currently registered with VE and the First Referee must be at least Grade IIIR.
 - xii. If a home team has not been able to source two qualified and registered match officials then they should notify their opponents, Divisional Working Group Lead and NVL Officials Group Member. Whilst it is always preferable to have qualified and registered officials it is recognised that there is insufficient referee availability on occasions. The home team should look to source a qualified referee to fulfil the fixture with someone who is not on the NVL Panel this season but may be officiating regularly in local leagues. Failing that the home team should source the most competent, experienced and suitable person e.g. player or coach, to act as second official, again advising opposition and Working Group Lead.

Regulation D 5. Cup Fixtures

- i. The Officials Group will endeavour to appoint the 1st and 2nd referees to K.O. Cup and Shield matches.
- ii. The home team in Cup and Shield fixtures must inform both the Cup Lead and the NVL Officials Group Member of the date, venue and warm-up time of the fixture, within 4 days of completing the previous round. Matches are to be played on the date published in the fixtures list. Failure to do so will result in a £25 fine being levied.
- iii. If a home team has not been able to source two qualified and registered match officials then they should notify their opponents, Divisional Working Group Lead and NVL Officials Group Member. Whilst it is always preferable to have qualified and registered officials it is recognised that there is insufficient referee availability on occasions. The home team should look to source a qualified referee to fulfil the fixture, someone who is not on the NVL Panel this season but may be officiating regularly in local leagues. Failing that the home team should source the most competent, experienced and suitable person e.g. player or coach, to act as second official. Again, advising opposition and relevant Competitions Working Group Lead.
- iv. The Competitions Working Group reserves the right to stage Semi-Final matches at a central venue. Where this option is exercised, all teams will be advised before the Quarter Final stage. Teams involved in the Semi-Finals may be required to pay a supplementary levy.

Section E. Arrangements at Matches

Regulation E 1. Regulations of play

- i. All matches will be played to the best of five sets (unless altered by the Competitions Working Group prior to the match date).
- ii. Technical timeouts will be used in all Super League and Division 1 NVL matches. In Divisions 2 and 3 they are optional. They will be used by default unless both teams request they are not used.
- iii. Super League teams are encouraged to produce programmes for all home matches.
- iv. Women are ineligible to play in Men's competitions and vice versa.
- v. Trans Gender – For details refer to Volleyball England's Policy
- vi. The Rules of the Game that will apply to all competitions will be those currently issued by the [FIVB](#). In the event of a Regulation change being required in any competition, the Competitions Working Group must first give agreement.
- vii. Except in exceptional circumstances, and with the express approval of the Officials Working Group, the Referees must hold recognised qualifications and be registered with Volleyball England.

Note. Referees who hold referee qualifications from other countries may become 'Volleyball England recognised' after applying to the Officials Working Group Lead.

Regulation E 2. Golden Set

- i. Where Competitions Working Group have directed that a 2-legged match will be decided by a Golden Set then the following will be applied;
- ii. A Golden Set will only be played where each leg has been won by a different Team. This is irrespective of any set or points difference between the 2 legs.
- iii. The Divisional Working Group Lead is to ensure that the Referee of the Second Leg knows who won the First Leg, so the requirement of the Golden Set may be determined
- iv. The interval between the end of the Second Leg and the Golden Set shall be 5 minutes.
- v. The Golden Set shall be played as if it were the 5th Set of a normal game, i.e. first to 15 points with an advantage of 2. All other rules relating to a 5th Set shall be applied to the Golden Set.
- vi. Any sanctions applied in the Second Leg shall carry forward to the Golden Set.
- vii. The Golden Set Scoresheet is to be used – any players or Team Officials sanctions by Disqualification in the Second Leg may not take part in the Golden Set, neither may any player who left the Second Leg through injury.
- viii. Equally any player or Team Official serving a suspension during the Second Leg may not take part in the Golden Set.

Regulation E 3. The schedule

- i. The times listed in the Handbook shall specify the start of the official warm up period, and the match start time. The official warm up period shall be 30 minutes before the match start time. The scoresheet shall record the actual start time of the match i.e. the first service.
- ii. Triangular Match Schedule.
 - (1) The following will apply to matches that are headed accordingly in the match schedule:
 - (2) A v B in accordance with schedule e.g. 12.00 warm up, 12.30 match start
 - (3) B v C ready for warm up to commence no later than 1 hour after the first match advertised start time, e.g. 13.30 warm up, 14.00 match start.

- (4) A v C ready for warm up to commence no later than 2 hours after the first match scheduled start time, e.g. 14.30 warm up, 15.00 match start.
- iii In the event that on arrival at the venue there has been a mistake with the venue booking then the Home Team has 1 Hour in which to arrange for the match warm up to start at that venue or another one. If it is a Triangular Fixture, then the first match is defaulted after 1 Hour and they have a further 30 minutes to allow the warm up of the Second match. If the Home team is unable to book the requisite amount of time for the scheduled fixture(s) any uncompleted matches will be awarded to the opposition.

Note: As the home team alone is responsible for the venue and equipment, venue changes, double bookings, missing equipment will not normally be considered to be outside the control of the team.

Regulation E 4. Arrival of teams

- i. It is advised that a team allows an hour contingency plan whether travelling by public or own transport, with an arrival time of at least 30 minutes before the warm-up is due to start. Should a team not be able to fulfil its fixture, then a member of the team will need to contact the opposition as soon as possible, utilising numbers in the Handbook for Secretary, Coach, other personnel and venue as required. Home teams should then advise the referees, Volleyball England Hub and Divisional Working Group Lead immediately. Should a fixture not be played then the Competitions Working Group shall consider the available evidence and rule as to whether the match should be replayed, forfeited, declared null and void and any sanctions applicable.
- ii. Where a problem arises on match day or on the way to the match, the team must make every effort to contact the opposition and Divisional Working Group Lead to explain and resolve the problem.
- iii. Where a team is delayed by factors that are wholly out of a team's control (e.g. public transport breakdown on the day) and can be backed up by professional and independent reports of confirmation (e.g. Public transport company, Police, Motoring organisation) indicating driving conditions and advice, this can be considered by the Competitions Working Group as an extenuating circumstance. However, every attempt must be made to travel and play matches as scheduled. Additional travel time requirements would not be a reason not to play, and teams cannot "postpone" matches without the approval of the relevant Competitions Working Group Lead. Delays such as traffic problems, vehicle breakdowns (unless by public transport) are not normally considered as factors outside of a team's control. Teams are expected to inform the Divisional Competitions Working Group Lead, the home team and the Referees of the delay as soon as possible.
- iv. If a fixture or competition is cancelled by Volleyball England then any expenses incurred by the participating Teams or Referees will not be refunded.

Regulation E 5. Late arrival

Providing the court is available, and one team is ready to commence play

- i. Any team failing to appear on court, ready to commence play, within 20 minutes of the published start time shall forfeit the first set. The set shall be lost 25 0. The time available up to the 20 minutes may be available for warm up subject to agreement from the team already present and ready to play (who will have already warmed up for up to 30 minutes).
- ii. The second set shall commence 20 minutes later; i.e. 40 minutes after the published start time. A team arriving between the start times shall be able to use the available time for warm up. If a team is not on court ready to play 40 minutes after the published start time, then they shall lose the second set 25 0.

- iii. The third set shall commence 20 minutes later; i.e. 60 minutes after the published start time. A team not on court ready to play at that time shall lose the third set 25 0, and thus loses the match 3 0.
- iv. The defaulting team may forfeit the match, be fined and lose league points consequently.
- v. The time should be taken from the referees if there is a dispute between teams over the exact time.

Note: If a team arrives (ready to play) 19 minutes after the official match start time they are still entitled to play the first set, but they forgo their warm up, if however, the team arrives (ready to play) 20 minutes or later, after the official match time that team loses the first set 25-0. The late team could use the remaining minutes as warm-up before starting the second set if play commences within the 40 minutes of the scheduled match start time.

Regulation E 6. The Players

- i. Only players who are correctly registered with Volleyball England may play in competitions. A player is not registered unless their registration fee together with **all** appropriate documents correctly completed are endorsed at the Volleyball England Hub prior to the match except as specified in Regulation [E 6.iv](#).
- ii. Any missing player registration details will need an explanation; 'With Volleyball England' will **not** be accepted. Any player without registration details at a match must have an email from Volleyball England (and present photographic identification e.g. driver's licence, passport, etc.) to confirm registration.

Referees are not expected to prevent a player playing if the team believes him/her to be correctly registered, providing that the player's identity can be proven by suitable photographic identification Should such a player play, this is at the team's own risk, since playing with an ineligible player will lead to forfeiting the match ([see vii below](#)).'

- iii. All players in a team, apart from the Libero(s), must wear a strip of identical colour and design with regulation size numbers on the front and back. The numbers 1 20 only may be used. The Libero(s) shall wear a different coloured, easily identifiable, numbered shirt. In all respects, kit must conform to Volleyball England Official Volleyball Rules requirements. Referees are empowered to prevent players from taking part in a match if they do not comply with this rule. If, however, the referee does allow the player to participate it should be indicated on the score sheet.
- iv. Teams may register players on the day of the game providing they are within the constraints of [Regulation C 1.iv](#)
 - (1) This shall be done by means of presenting a correctly completed [registration form](#), including photograph affixed (or proof of photo emailed to competitions@volleyballengland.org), the appropriate fee, and completed transfer certificate, if required, to the match Referees. A player will not be allowed to play unless all the above is produced. If satisfied with the completion of the form, the First Referee shall record the registration in the 'remarks' box of the scoresheet recording details of all items presented.
 - (2) The team registering the player shall forward the completed form by first class post at the end of the game. The appropriate fee plus a £5.00 administration fee must accompany the registration. The match will be forfeited if the player is not registered (form & payment) within the stated time.
 - (3) Confirmation that a player's registration is with the Volleyball England Hub must be obtained if the players details do not appear on the website within 7 days of submission. Failure to obtain this confirmation will make this player ineligible to play until the completed documentation has been received.

- (4) Teams registering players on the day of a game are making a clear and binding statement that the player can be registered. This means that the player involved is either an existing bona fide member of the club, is a free agent under the terms of transfer regulations or is being properly transferred. In the case of transfer, the transfer certificate should be presented to the First Referee at the match. A player who is subject to transfer must have a completed transfer certificate present to be able to register on the day. A player in breach of this regulation will be deemed ineligible and the team forfeits any matches the player is involved in and may be subject to disciplinary action. (Player information for the preceding 2 seasons is available on the Volleyball England website or from the Volleyball England Hub).
- (5) In case of any doubt teams should contact their Divisional Working Group Lead and provide written details of the facts and obtain advice.
- v. NVL Player registration details accompanied by a Volleyball England NVL Team Sheet and Bench personnel registration details are to be presented to the Scorer at least 30 minutes prior to the start of the match. Referees must check identity and validity of player and bench personnel registration details and note all irregularities on the scoresheet. A new Team Sheet must be presented for every match.
- vi. Any team found to have used ineligible players shall forfeit all matches in which such players have participated.
- vii. If a player is not physically present at the start of the match, when Referees check the identity of the players the following shall apply:
 - (1) Notice of the expected late arrival shall be given to the First Referee before the match begins.
 - (2) A player or coach who arrives during the match may not take part in the set in progress; they may, however, be permitted to play/ coach in subsequent sets once their arrival has been properly recorded and their identity checked.
 - (3) If the expected player or coach does not arrive, this name should be deleted from the scoresheet.
- viii. Playing Up
 - (1) A club, having two or more teams competing in the NVL, once having nominated the team to which each player belongs, shall be entitled to play a lower team player in that club's higher team for up to 10 sets during the current season (i.e. appearance in that set whether for 1 point or the whole set and if a Libero player, whether they enter the court or not) without the necessity of transfer. It is the Club's responsibility to notify both Referees and Scorer before the start of the match as to which players are involved. If a player is found to have played for the lower team after automatically being transferred up, then that player will be considered an unlawful player and the team will forfeit the game. During the current season, any player playing up who reaches eleven sets, or more, during a game will automatically be deemed to be transferred to the higher team. This will also apply to matches after 1st March.
 - (2) There is no restriction on the number of sets a junior player may play up. (A player is deemed a junior if they are under the age of 18 on September 1st of the current season)
 - (3) Note: 'Playing up' does not constitute a transfer, until eleven sets are reached. Cup tie provisions apply in all KO Cups.
 - (4) A club having more than one team in the same division cannot use the playing up regulation. To change teams will require an official transfer.
 - (5) When a player is automatically transferred by the playing up regulation, they may no longer play up again for the remainder of the season.

Regulation E 7. Other team Officials

- i. At all Volleyball England matches, a team shall nominate a coach for the match. This can be either a coach, who must be registered with Volleyball England as a Coach, or

- a playing member (of that team). Their name and registration number shall appear legibly on the scoresheet. Only a qualified and registered Coach with Volleyball England shall be able to be recorded as Coach on the scoresheet and must present their Bench Personnel details.
- ii. In the absence of a qualified and registered Coach then the Team Captain shall assume the role. Any other authorised Bench Personnel will only be able to act as Assistant Coach, with the associated restrictions and limitations.
 - iii. A Coach from another team who wishes to act as Coach for another team must be as registered as a Bench Personnel for that team.
 - iv. Only team players and authorised Bench Personnel may sit on the team bench during the match.
 - v. All parties on a team bench are subject to the disciplinary code of the game and must have appropriate registration details present.
 - vi. The nominated Coach must produce their coach registration details at all matches and sign the team list.
 - vii. For all Cup Finals and Super League Finals all Team Officials requiring to sit on the bench must be suitably attired, i.e. Smart, Casual, no Jeans, matching training suits, suitable footwear i.e. Trainers, Shoes, no flip flops or open toe Sandals.

Regulation E 8. Match Officials

- i. Should only one of the appointed Referees arrive for the match, they will appoint a person to act as the second Referee. They will do this from any available persons based on qualification, registration and competence.
- ii. Should neither of the appointed Referees arrive the home team will provide both Referees for the match, and the match will be played. The responsibility for selection of Referees under these circumstances rests with the home team only. Again, the most appropriate persons must be appointed considering qualification, current registration, competence and experience. A full report of the events should be sent to the Volleyball England Hub and the result will be considered by the Competitions Working Group, in the light of qualifications/experience of the Referees used. Should a rematch be decided upon, the expenses may be borne by Volleyball England where Volleyball England appointed the Referees or by the home team where the home team were responsible for appointing the Referees.
- iii. Where any qualified referee fails to appear at a match, then the home team shall, within 7 days, send a report to the Divisional Working Group Lead and the NVL Referee Liaison. Where an appointed referee fails to appear for a match without prior notice, this should be recorded on the scoresheet. Where an appointed official withdraws from a fixture, after giving notice, it is the responsibility of the home team to re-appoint Referees, after consultation with Officials Working Group.
- iv. The scorer must be available 30 minutes prior to the match start time and complete the whole match. The team lists must be fully completed by the time the captains are called for the toss (at least 16 minutes before first service time). The scorer must complete the scoresheet before it is presented to officials for signature at the end of the match.

Regulation E 9. Bad Weather

- i. In the event of bad weather, teams should make every effort to play their fixtures whilst taking responsibility for their own safety. If either team feels they are unable to complete the fixture they must ensure they have professional and independent evidence (e.g. Weather, Public transport company, Police, Motoring organisation, Sports Hall) indicating travel conditions and advice or hall closure notice. Teams are expected to call and email the opposition, the Referees and the relevant Competitions Working Group Divisional Lead as soon as possible and at the same time agree a date for the match to take place.

Section F. After the Match

The home team is responsible for:

Regulation F 1. Scoresheet and Match day protocol

- i. Notifying by email the Referee Co-ordinator and the Divisional / Cup Lead if the match did not take place or that the match was unfinished.
- ii. Sending the top copy of the Scoresheet, Libero Control sheet (as necessary) and for Super League matches only, a copy of the match day programme to the Volleyball England Hub by first class post on the first working day after the match. In the event of late arrival of this copy at the Volleyball England Hub, the date of cancellation of the first-class stamp will be used to see whether a team should be fined. An email with a legible photo or pdf sent to competition@volleyballengland.org is also acceptable. (if you choose to email the information you should keep the hard copy of the scoresheet until the start of the following season in case of any queries)
competition@volleyballengland.org is also acceptable. (if you choose to email the information you should keep the hard copy of the scoresheet until the start of the following season in case of any queries)

Regulation F 2. Reporting Results

Advising the match result, including match number, teams, result and set scores, to the nominated Volleyball England results service immediately after the match by telephone, WhatsApp, email or SMS; if possible by 8pm. Results should be reported to Geoff Hollows on **07918 636146** or ve.resultsservice@btinternet.com.

Failure to report results on time will result in a £10 fine per occurrence.

Note: This is required so that results can be passed onto the press etc., and so that league tables etc. may be kept up to date.

Section G. Penalties, Protests and Appeals

It is anticipated that teams will abide by both the letter and the spirit of these competition regulations and the Official Volleyball Rules and that defeat will not be an excuse for making a complaint.

Before making any decision, Competitions Working Group members, must declare an interest in any matter that they are remotely associated with.

Following the decision of the relevant Competitions Working Group Lead, all parties have a right to appeal the decision. [See G 6.](#)

Regulation G 1. Penalties

- i. Penalties can be applied to all breaches of the regulations. Where not actually stipulated in the regulations, the penalty will be determined by the Competitions Working Group Lead, for the event.
- ii. In the Super League Divisions, breaches which result in a game not being played and/or forfeited will have a minimum fine of £500 and a review by the Competitions Working Group, as to the future of that Team within the League. The defaulting Team can also be deducted 3 league points.
In Divisions 1, 2 and 3 breaches which result in the fixture not being played and/or forfeited can have a minimum fine of £100 for a first offence, £200 for a second and any subsequent offence and a review by the Competitions Working Group, as to future of that Team.
In Divisions 1, 2 and 3 where a Team fails to play either of its last two fixtures of the season the fine can be £200, (A set of triangular matches equals one fixture).
- iii. Breaches of safety conditions where the referee allows the game to take place will have a maximum fine of £100.
- iv. Breaches that bring the game into disrepute will have a minimum fine of £50.
- v. Breaches which interfere with the running of the event will have a maximum fine of £50.
- vi. Administrative failures will incur a fine of £20 for each offence. Administrative fines will be notified by the Volleyball England Hub.
- vii. Failure to pay any fine levied within the timescale stated will be reported to the Competitions Working Group, who will consider imposing further sanctions including, but not limited to, financial penalties, points deduction, relegation or expulsion.
- viii. Should, during the season, a team be issued with a fine an invoice will be sent to the Team addressed to the Team Secretary. This must be paid within 21 days from the date on the invoice.

Regulation G 2. Administrative Disputes

Disputes relating to administrative matters and interpretation of competition regulations shall be the responsibility of the Competitions Working Group.

- i. Disputes arise only where teams are unable to resolve difficulties amicably between themselves, and they are urged to make every endeavour to do so. It is intended that matches should be decided on the court of play. Therefore, in all but the most exceptional administrative cases, and unless a penalty is otherwise stipulated, any team found to have broken the regulations will be fined, and their match result may stand. However, teams must be aware that breaches of the Regulations may mean forfeiture of matches.
- ii. The Competitions Working Group, however, has the right to deduct points, fine and suspend any team should the situation warrant it.

Regulation G 3. Technical Disputes

Those relating to the match itself under areas covered by the match Referees.

- i. If, prior to the start of a match, a dispute arises, this should be noted on the scoresheet by the Scorer (under the direction of first referee) in the 'remarks' section before the match commences. If no such entry is made, it is assumed that up to that point all events and conditions are satisfactory. The referee may also note at this point any breaches of competition regulations.
- ii. If, during a match, a dispute arises, the first referee's decision is final. Any legitimate protest is to be recorded on the scoresheet after the end of the match by the scorer (under the direction of the first referee)
- iii. All disputes must be referred in writing to the Volleyball England Hub as soon as possible prior to the scheduled match date, or within five days after the match took place. Disputes beyond this period shall not be entertained.
- iv. A party to a match wishing to make a protest to the Volleyball England Hub must also copy their protest to their opponents and the referees, within five working days of the match, so that they may give their account.
- v. Following the submission of these documents a decision on the dispute will be made by the Competitions Working Group Lead responsible.
- vi. Any party that disagrees with the decision of the Competitions Working Group Lead has the right to Appeal the decision.

Regulation G 4. Remarks on the Scoresheet

- i. Comments relating in any way to the competence of the match Referees must not be recorded on the scoresheet.
- ii. Any complaints about the competence of the officials must be forwarded within 5 days of the match: -
 - (1) Where the Official(s) is/are unqualified, the Competitions Working Group will deal with the dispute.
 - (2) Where the Official(s) is/are qualified then any protest will be dealt with by the Officials Working Group. Any comments should be sent to the Volleyball England Hub.

Regulation G 5. Protests

- i. All disputes must be referred in writing to the Volleyball England Hub as soon as possible prior to the scheduled match date, or within five days after the match took place or when the decision was made. Disputes beyond this period shall not be entertained.
- ii. A party to a match wishing to make a protest to the Volleyball England Hub must also copy their protest to their opponents and the referees, within five working days of the match, so that they may give their account.
- iii. Following the submission of these documents a decision on the dispute will be made by the Competitions Working Group Lead responsible.
- iv. Only disputes regarding the technical application of the Regulations and Rules will be considered. This does not cover the award of Red Cards.
- v. Any party that disagrees with the decision of the Competitions Working Group Lead has the right to Appeal the decision.

Regulation G 6. Appeals

- i. On filing an appeal with the Volleyball England Hub against the decision of a Competitions Working Group Lead, a copy of the appeal shall be sent to any other affected party at the time of submission. A deposit of £100 must be paid when lodging any appeal, with such deposit to be returned if the appeal is successful. The

- Volleyball England Hub should give out the relevant documents to each affected party. No appeal will be considered unless a copy of the appeal submission and the £100 deposit is received by Volleyball England with the 14-day deadline.
- ii. The Volleyball England Hub will issue written confirmation of acceptance of the appeal.
 - iii. The Competitions Working Group will respond within 5 working days with details of the hearing, which will normally be a minimum of a further 10 days hence, to enable any documents to be submitted and circulated.
 - iv. The appeal should be heard by the Competitions Working Group within 28 days of receipt, and such appeal shall be chaired by the Competitions Working Group Lead, or their appointed deputy, and each Divisional Competitions Working Group Lead shall be able to ask any party questions concerning the subject of the appeal.
 - v. The appeal panel will normally consist of at least 3 Competitions Working Group members who will either sit in person or by conference call. In exceptional circumstances the panel may sit with two Competitions Working Group Leads. Any Competitions Working Group Lead with a personal or prejudicial interest will not be allowed to sit on the panel.
 - vi. Any party to an appeal shall have the right to an oral hearing (face to face or via conference call).
 - vii. Any party wishing to refer to any document or letter shall submit copies of such items to all parties concerned at least 7 days prior to the appeal being heard. All parties will have a right to reply within a deadline of 3 days
 - viii. At the end of the appeal hearing, the Chair shall announce the decision, but shall be entitled to reserve the decision for further consideration and later announcement/communication to the parties.
 - ix. Failure to comply with these procedures may result in a further fine being imposed by the Competitions Working Group.
 - x. No appeals of any description whatsoever shall be considered unless filed within 14 days of notification of the original decision and the relevant deposit paid. Original decisions are those made by the Divisional Competitions Working Group Lead at the time and on the available information. Once the decision is made no further information will be considered, nor decisions reviewed, except under appeal. Therefore, teams are reminded that they must submit all information for consideration when asking for a Divisional Competitions Working Group Lead ruling.

Regulation G 7. Judicial Panel

- i. There shall be a right of appeal of the decision of the Competitions Working Group to the Volleyball England Judicial Panel. Any appeal must be submitted to the Volleyball England Hub within 14 days of the Appeal decision date and be accompanied with a £100 deposit. Timescales for the Judicial Panel Review will be notified by the Chairperson of the Judicial Panel.

Section H. Misconduct

Regulation H 1. Sanctions

The first Referee will ensure that all sanctions issued to players, coaches and authorised bench personnel are recorded on the scoresheet.

Regulation H 2. Disqualification

In the case of expulsion or disqualification, the first referee will submit a full report (RC9) to the Volleyball England Hub and to the NVL Officials Group Member after the match.

Regulation H 3. Penalty Points

(These do not apply to delay sanctions)

- i. A player, coach or authorised bench personnel who receives a penalty for misconduct (red card) will be charged 3 disciplinary points.
- ii. A player, coach or authorised bench personnel who is expelled (red and yellow card jointly) for repetition of a misconduct offence during the match will be charged 5 disciplinary points
- iii. A player, coach or authorised bench personnel who is expelled (red and yellow card jointly) for a single offence during the match will be charged 5 disciplinary points
- iv. A player, coach or authorised bench personnel who is expelled (red and yellow card jointly) following a penalty for a different offence during a match will be charged 5 disciplinary points. These five points are in addition to the 3 disciplinary points where a person has received a previous penalty.
- v. A player, coach or authorised bench personnel who is disqualified (red and yellow card separately) during a match will be charged 9 disciplinary points. Where disqualification results from aggressive conduct, these 9 points will add to any previous disciplinary points received during the match. If disqualification occurs because of other misconduct following an expulsion, the 9 points will replace the 5 points awarded for expulsion.
- vi. If disqualification occurs due to aggression, then a minimum 1 match suspension will be incurred. This matter will then be automatically referred to the Disciplinary Sub Committee ([See Regulation H7](#))

Regulation H 4. Suspensions

- i. The following penalties shall apply when a player, coach or authorised bench personnel accumulates disciplinary points in the same season:

8 disciplinary points	-	1 match suspension
16 disciplinary points	-	a further 3 match suspension

It is the team's responsibility to ensure that suspended players do not participate in matches.

- ii. The points are cumulative during the season and anyone receiving additional disciplinary points shall have their case reviewed by the Disciplinary Sub Committee. The Sub Committee shall be entitled to impose further penalties, as it deems appropriate. The Sub Committee may require the attendance at an appropriate meeting of any player, coach or authorised bench personnel concerned. Equally, the person concerned has the right to attend or be represented at any meeting discussing their case.
- iii. A Player, Coach or Authorised Bench Personnel shall have the right of appeal to the Competitions Working Group from the decision of the Disciplinary Sub Committee.

- iv. Player suspensions apply to the next fixture played in any competition covered by these regulations. All matches in which a suspended person participated will be forfeited. Such suspensions must be for either the same team or, if transferred, the new team in such competitions. The onus rests with the team to ensure that the suspension is served correctly.
- v. In the case of triangular fixtures, both matches will count as one fixture and the suspension will take effect in the first match of the next fixture.
- vi. Coaches and Authorised Bench Personnel who receive suspensions will serve their ban in their next scheduled League / Cup match with the team they accumulated the points with regardless of their role within that team.

Note: Any person who is required to serve a suspension cannot attend the suspended match(es) under another team role (E.g. a Coach/Bench Personnel who is serving a suspension cannot attend the suspended match as a player and vice versa)

- vii. Disciplinary points shall not carry forward from one season to the next. If suspensions must be served and there is no opportunity to do so in the current season, then such suspension shall be served in the next available match/matches of the following season.

Regulation H 5. Illegal Approaches

- i. No official from any other club shall approach a player with a view to inducing them to leave that club, unless permission has been granted in writing by a duly authorised representative of the club for which the player is currently contracted or licensed.
- ii. This restriction applies to all club Officials, including coaches and players or other persons acting on behalf of or purporting to act on behalf of a club. Infringements of this regulation will be referred to the Disciplinary Sub Committee as being liable to bring the game into disrepute and may be dealt as misconduct.
- iii. The Competitions Working Group shall receive any allegations of breaches of this regulation. The Competitions Working Group shall have the right to seek evidence and testimony from all parties involved, and a record of all complaints made shall be kept and reviewed.
- iv. Where it is felt there is a case to answer, it shall be referred to the Disciplinary Sub Committee for investigation and resolution. Sanctions may include reprimand, fine or suspension. No transfer will be approved until the conclusion of the disciplinary process.
- v. Coaches are reminded of their obligations under their Code of Conduct.
- vi. If a player approaches a club seeking transfer, without a player release certificate, the club which the player seeks to join must notify the existing club of the player concerned in writing within 7 days. An infringement of this regulation would be referred to the Disciplinary Sub Committee as being liable to bring the game into disrepute.

Regulation H 6. Disciplinary Sub Committee

- i. The Disciplinary Sub Committee shall consist of members nominated by the Competitions Working Group and/or the Officials Working Group. A member of Competitions Working Group shall chair the Disciplinary Sub Committee.

Regulation H 7. Conduct

- i. The Disciplinary Sub Committee is empowered to discipline a player, coach, club, team or team follower whose actions are considered to bring the game into disrepute. The Sub Committee is empowered within its absolute discretion to suspend or fine a coach, player, club or team in circumstances where it considers it appropriate. These provisions apply to NVL/KO Cup Competitions, Student, Beach tournaments and any

- other competition in which Volleyball England registered players may participate. The Officials Group is responsible for any disciplinary action relating to match Referees.
- ii. The Disciplinary Sub Committee, Competitions Working Group or Volleyball England Judicial Panel is empowered to discipline any registered player, coach, club, team or team follower. The penalties imposed shall be within the absolute discretion of the Disciplinary Sub Committee, Competitions Working Group or the Judicial Panel as appropriate.
 - iii. Club Officials and NVL Referees must respond, within a reasonable specified period of time, to legitimate requests for information made by the Volleyball England Hub, Competitions Working Group or Officials Group when conducting preliminary investigations. Failure to do so may result in a fine and will be taken into consideration when complaints and appeals are being considered.
 - iv. The Disciplinary Sub Committee shall be entitled in its absolute discretion to impose penalties for the following:
 - (1) Aggressive behaviour to players/spectators
 - (2) Aggressive behaviour towards Referees
 - (3) Threatening behaviour
 - (4) Abusive conduct
 - (5) Behaviour likely to undermine the authority of match Referees
 - (6) Conduct likely to bring the game into disrepute
 - v. In the event of the Sub Committee considering alleged behaviour as above, then the player/coach/club official/ spectator may be required to attend a disciplinary hearing.
 - vi. There shall be a right of appeal to the Volleyball England Judicial Panel of any decision made by the Disciplinary Sub-Committee

Section I. End of Season

Regulation I 1. Any club or team not entering for the ensuing season must notify the Competitions Working Group at least 2 weeks prior to the end of the current NVL season; otherwise all fees and goodwill deposit will be retained.

Regulation I 2. Teams are required to notify the Volleyball England Competitions Department of players registered at the start of the season, who no longer play for that team.

Regulation I 3. National League positions

- i. In the Super Leagues, three points will be awarded to the team winning a match should the score be 3-0 or 3-1. Two points will be awarded to the winning team and one point to the losing team should the score be 3-2.
- ii. In all other Divisions; three points will be awarded to the team winning a match, one point to the losing team, no points for a null and void or forfeited match.
- iii. In Divisions 1-3, any team forfeiting a match will be deducted 1 point and their opponents will be awarded 3 points and the match 3-0 25-0, 25-0, 25-0.
- iv. In the event of a tie at the end of the season in the Super Leagues division, the teams will be classified in the order of:
 - (1) Set quotient; number of total sets won / number of total sets lost
 - (2) Point's quotient; number of total points scored / number of total points conceded (during all sets)
- v. In the event of a tie at the end of the season in all other divisions, the teams will be classified in order of the:
 - (1) Number of matches won
 - (2) Sets for less sets against
 - (3) Points for less points against
- vi. If two teams are still tied, they will be classified in terms of the matches between the two teams.

Regulation I 4. Promotion and Relegation

This regulation covers all NVL Divisions, Men and Women. Promotion and relegation is as follows:

- i. Should teams drop out of any of the Divisions during the season, then the Competitions Working Group reserves the right to alter the Promotion/Relegation issues. The Competitions Working Group reserves the right to favour teams from higher divisions.
- ii. If teams do not fill their respective places in the NVL in the following season, the Competitions Working Group will fill those places with existing teams.
- iii. Dates of all play-off matches will be detailed in the Volleyball England calendar.
- iv. All teams in a promotion position must take their place in the appropriate division if permitted to do so by other regulations. However, in exceptional circumstances the Competitions Working Group may review the situation if a written submission is received by 1st May during the current season.
- v. **Men's and Women's Super Leagues**
 - (1) The winners of the Division will win the League Title.
 - (2) The team finishing 9th in the Super Leagues will playoff against the 2nd placed team in Division 1. The winner will play in the Super Leagues in 2019-20 and the losers in Division 1. This match will be played at a central venue organised by Volleyball England with the costs shared.
 - (3) The team finishing 10th will be relegated to Division 1 for 2019-20.
- vi. **Men's and Women's Division 1**

- (1) The winners of the Division will be promoted to the Super Leagues for 2019-20.
 - (2) The team finishing 2nd will play off against the 9th placed team in the Super Leagues. The winner will play in the Super Leagues in 2019-20 and the losers in Division 1. This match will be played at a central venue organised by Volleyball England with the costs shared.
 - (3) The team finishing 8th in Division 1 will playoff in a triangular against the two 2nd placed teams in Division 2. The winner will play in Division 1 in 2019-20 and the losers in Division 2. The fixture will take place at a central venue organised by Volleyball England with the costs shared.
 - (4) The teams finishing 9th and 10th will be relegated to Division 2 for 2019-20.
- vii. **Men's and Women's Division 2 North**
- (1) The winners of each Division will be promoted to Division 1 for 2019-20.
 - (2) The 2nd place team in the Divisions will playoff in a triangular against the 8th place in Division 1 and the 2nd place team in Division 2 South. The fixture will take place at a central venue organised by Volleyball England with the costs shared. The winner will play in Division 1 in 2019-20 and the losers in Division 2.
 - (3) The team finishing 8th in Division 2 North will playoff in a triangular against the 2nd placed teams in Division 3 North and Division 3 Central. The winner and 2nd placed team from the triangular will play in Division 2 in 2019-20 and the 3rd placed team will play in Division 3. The fixture will take place at a central venue organised by Volleyball England with the costs shared.
 - (4) The team finishing 9th and 10th will be relegated to Division 3 for 2019-20.
- viii. **Men's and Women's Division 2 South**
- (1) The winners of each Division will be promoted to Division 1 for 2019-20.
 - (2) The 2nd place team in the Divisions will playoff in a triangular against the 8th place in Division 1 and the 2nd place team in Division 2 North. The fixture will take place at a central venue organised by Volleyball England with the costs shared. The winner will play in Division 1 in 2019-20 and the losers in Division 2.
 - (3) The team finishing 8th in Division 2 South will playoff in a triangular against the 2nd placed teams in Division 3 South East and Division 3 South West. The winner will play in Division 2 in 2019-20 and the losers in Division 3. The fixture will take place at a central venue organised by Volleyball England with the costs shared.
 - (4) The team finishing 9th and 10th will be relegated to Division 3 for 2019-20.
- ix. **Men's and Women's Division 3 North and Central**
- (1) The winners of the Division will be promoted to Division 2 for 2019-20.
 - (2) The teams finishing 2th in Division 3 North and Division 3 Central will playoff in a triangular against the 8th placed team in Division 2 North. The winner from the triangular will play in Division 2 in 2019-20 and the losers will play in Division 3. The fixture will take place at a central venue organised by Volleyball England with the costs shared.
- x. **Men's and Women's Division 3 South East and South West**
- (1) The winners of the Division will be promoted to Division 2 for 2019-20.
 - (2) The teams finishing 2nd in Division 3 South East and Division 3 South West will playoff in a triangular against the 8th placed team in Division 2 South. The winner will play in Division 2 in 2019-20 and the losers in Division 3. The fixture will take place at a central venue organised by Volleyball England with the costs shared.

Regulation I 5. European Competition Entry

- i. If teams are considering entering European Competitions, teams must indicate their intention in writing to the Competitions Working Group by 1st April.

Section J. Regulations for Specific Competitions

Regulation J 1. Volleyball England K.O. Cup

- i. Entry is included for all N.V.L. teams and is open to all affiliated clubs.
- ii. Clubs are to ensure that they keep the scheduled dates for the Cup and Shield free of local League fixtures; failure to do so will not be an acceptable reason for playing on a different date to that scheduled.
- iii. No player may play for more than one team under any circumstances.
- iv. Players must be registered with their respective clubs. Non-NVL teams whose players cannot produce a Local League player registration (photo) card must provide a list of all players who will play in the Competition to the competitions@volleyballengland.org at least a week prior to playing in the competition. This will need to be verified by the Local League, and email confirmation will be provided to the team. Teams must present the email approval to the match officials, and players must produce photo ID (e.g. Passport, Driving Licence) to verify their identity at the match.
- v. An NVL registered player may choose to play for a non NVL team in the Cup different from the club/team which holds his / her NVL registration, provided:
 - (1) The NVL team agrees and is not left with less than eight players to compete in the cup competition themselves;
 - (2) It is the non NVL team that the player plays for in the local / regional league.
 - (3) Where this regulation is abused, the player and team(s) involved will be subject to disciplinary action.
 - (4) "Amalgam" teams must be able to demonstrate some common affinity e.g. playing in the same local league or living in the same geographical area. Any doubts over eligibility must be clarified with the relevant Cup Lead or the Volleyball England Competitions Department.
 - (5) NVL registered players cannot play for another NVL team, other than the one that holds their registration at the time of the fixture, and subject to "cup tie" regulations.
 - (6) NVL teams may contain non-NVL registered players subject to that player having an affinity with that team i.e. a player from the same Club.
- vi. To take part in the semi-final or final, a player must either have taken part in a previous round for their team or have been registered with the team from before the first NVL game of the season. Non NVL teams may register players up to, and including, the day of the Quarter Finals.
- vii. All clubs/teams are required to play their allocated fixture(s) on the date(s) specified by the Competitions Working Group.
- viii. Teams defaulting from National Competitions may be debarred from such competitions for a period of one year.
- ix. If a team withdraws after the draw, the Competitions Working Group reserves the right to amend the draw.
- x. Teams who are eliminated from the Volleyball England K.O. Cup at designated rounds shall be entered into the Volleyball England Shield as advertised by the Competitions Working Group, except for Super Leagues Teams who will not be entered into the Shield.
- xi. Shirt numbers must be numbered between 1 and 20
- xii. Matches must be played on the scheduled date unless agreed in writing by the Cup Lead.

Section K. Instructions to Referees

Regulation K 1. Instructions to Referees

- i. Referees who have not received a match confirmation by 7 days prior to the match should contact the Volleyball England Hub or relevant Divisional Working Group Lead for advice. ([Regulation D1. viii](#) refers)
- ii. Referees are to confirm as soon as possible that they are attending the match and are requested to let the Home Team know their likely match fees and expenses.
- iii. First referees are required to notify the Competitions Working Group of any inadequacies in playing conditions by recording them on the scoresheet. ([Regulation D 1](#))
- iv. First referees who issue an expulsion or disqualification penalty are required to submit a Form RC9 to the Volleyball England Hub and NVL Officials Group Member after the match. ([Regulation H 2](#). refers.)
- v. First referees should ensure that any legitimate protest is recorded in the Remarks box of the scoresheet at the first opportunity after the event arises. ([Regulation G 3. ii](#) refers).
- vi. Referees should not allow anyone other than the scorer or themselves to write in the Remarks box of the scoresheet.
- vii. Referees should only allow players, coaches or bench personnel, in possession of a valid, current registration for that team, to sit on a team bench or otherwise participate in a match. ([Regulation E7. iii](#) refers)
- viii. Where the second match of a Double Header involves a change of Net Height then the 30-minute warm up shall start from when the new net height has been set and confirmed by the Referees,
- ix. Referees who do not get paid promptly i.e. on the day, or within 3 working days by electronic transfer, should contact the relevant Competitions Working Group Divisional Lead. ([Regulation D3](#). refers) and the Officials Group Member
- x. Referees are to record on the scoresheet if an incorrect match ball is used. ([Regulation D1. vi](#) (5))
- xi. Referees are to record on the scoresheet if Line Judges are not provided in Divisions 2 and above.

Note: Player registrations and transfers cease as of 1st March unless in exceptional circumstances where permission is granted by the Divisional Working Group Lead prior to the match. ([Regulation C1.iv](#) & [Regulation C3. i](#) refers.)

Section L. Anti-doping (Drug Taking) Regulations

Regulation L1. Anti-doping rules apply to all volleyball players, at all levels of the game.

Regulation L2. A copy of the Volleyball England Anti-Doping Rules and regulations for doping control is available [here](#).

Regulation L3. Doping Controls may be carried out at any time during or out of competition.

The anti-doping rules of Volleyball England are the UK Anti-Doping Rules published by UK Anti-Doping. These rules can be amended from time to time, such rules shall take effect and be construed as the rules of Volleyball England.

Section M. Blood Injuries

Regulation M1. A player is not allowed to play with a bleeding wound, regardless of the seriousness of the injury. Any blood on a player's skin, playing kit, floor or equipment must be dealt with immediately. Referees should stop the game immediately after realising that blood is an issue and instruct the player to receive the appropriate medical intervention to stem the blood flow, and clean any blood from the player, and the floor / equipment, as required. Safe and sterile cleaning materials must be used at all times. It is the team's responsibility to clean any blood from the floor / equipment.

Although the player does not have to be substituted immediately they should leave the court for treatment. An assessment of the likelihood of the player returning within 3 minutes (in blood free kit) should then be made. During this period the floor and any equipment should be cleaned.

If the bleeding has stopped and the player is in blood free kit, then the match should resume as soon as it is possible. If the blood flow cannot be stemmed or dealt with within the 3-minute period, then the player may have to be substituted legally or exceptionally. This may, in time, mean teams taking their time outs to prolong this period. If a player does not recover and a substitution cannot be made in accordance with Rule 17.1.2 then the team will be considered incomplete.

It is recommended that Teams equip themselves with a small box with disposable gloves, antiseptic wipes, disinfectant, cloths and nappy sacks for safe disposal. All contaminated material including any used gloves should be doubled bagged before appropriate disposal.

Section N. Minimum Operating Standards

Minimum Operating Standards are detailed below to work towards driving up the standards of delivery of the National League. The aim of the MOS are to increase the presentation of matches, increase participant satisfaction and create an aspirational pathway through the leagues.

Substitution Equipment

All NVL matches will require paddles and buzzers to be provided by the home team for all matches. Paddles – each team will be required to have two sets of paddles numbered 1-20. Buzzers – the minimum requirement for these is one buzzer to be used by the scorer to indicate substitutions and Technical Timeouts.

Kit

Super League & Division 1 All kit (shirts & shorts) must be uniform as per the current rules. All teams will be required to wear shirt numbers 1-20 for matches as per FIVB rules (as per previous communication). Shorts do not have to be numbered but all must contain no number, or all must contain the player number. Division 2 & 3; All shirts must be uniform as per current rules; all shorts must be the same colour.

Match Programmes

All Super League teams are encouraged to produce programmes for all home matches and a copy is to be sent to Volleyball England Hub along with the Scoresheet. A template for these will be sent out to all NVL teams for use if required. The programmes must contain the following:

- National League & Volleyball England Logo
- Match Number, Division, Date & Time, Team Names
- Venue
- Squad names & numbers

Match Reports

All Super League & Division 1 home teams are encouraged to send to Volleyball England a 200-word match report by 12noon on Tuesday following match for publication on the Volleyball England website.

Volleyball England is looking for a volunteer for each division to act as a Match Report Coordinator. This doesn't have to be a player or coach, just a willing volunteer. These volunteers would receive free player registration, 2 free tickets to the National Cup Finals and a free ticket to the Annual Awards Evening.

Team Lists

All divisions – Teams are to present the scorer with a Team List specifying Players Name, Shirt No. and Registration No., and any Libero Player(s).

Non-compliance with the MOS will be subject to a fine under [Regulation G1](#).; repetitive non-compliance will be reviewed by the Competitions Working Group.

Section O. Sports Betting

Regulation O1. Sports Betting

- i. No player or club/team representative shall place or attempt to place a bet on a match or other event or competition in which they or their club participates.
- ii. No player or club/team representative shall solicit or facilitate, or attempt to solicit or facilitate, another person to bet on a match or other event or competition in which they or their club participates.
- iii. No player or club/team representative shall offer, or attempt to offer, a bribe to fix or contrive a result or the progress of a match or other event or competition in which they or their club participates.
- iv. No player or club/team representative shall receive, seek or attempt to receive or seek a bribe to fix or contrive a result or the progress of a match or other event or competition in which they or their club participates.
- v. A player or club/team representative shall report any approach or other activity which contravenes, or which may contravene, the sport's rules on betting to their respective Working Group Lead, co-operate with any investigation and/or request for information including the provision of documentation (e.g. telephone/betting records to officials engaged in the investigation of suspected integrity issues in the sport in relation to betting)
- vi. A player or club/team representative shall perform to the best of their ability in any match or other event in which they participate in.
- vii. Any breach of this regulation will be dealt with under [Regulation H 7 Conduct](#).

Section P. Appendices

Appendix A – Procedure for Player Transfers

1. Volleyball England will supply the form on request to a team/club secretary or registered player.
2. The new club will sign the Transfer Certificate and relevant sections of the form, and the player will also sign the form indicating consent to transfer.
3. The player can obtain their release from their existing club, prior to approaching the new club
4. The signed form is then sent to the Volleyball England Hub.
5. If the Release section has not been completed, the Volleyball England Hub will forward to the releasing club, on receipt.
6. The releasing club has 7 days from dispatch of the form by the Volleyball England Hub to sign and forward the completed form to the Volleyball England Hub. The date will be verified by postmark of the envelope received at the Volleyball England Hub. Failure to sign and return the form within 7 days without proper notification to the Competitions Working Group or reasons for objection will result in a fine of £20.00 and thereafter, such penalty as the Competitions Working Group may decide. Failure to sign and return the form and/or failure to give proper notification will result in the player being transferred irrespective of the lack of consent.
7. The releasing club will then have a further 7 days to produce written evidence to support their refusal to release.
8. There will be a £22.00 transfer fee for administration work involved.
9. Releasing clubs should refer to [Regulation C 3](#) regarding reasons for objecting to the proposed transfer.

NOTES:

The Competitions Working Group is empowered to approve transfers, provided that the documentation is complete and in accordance with the above.

The Volleyball England Hub will have an initial request for transfer and within seven days, either a completed form of agreement by the releasing club or notification as to why the transfer is being objected to. Should neither of these be presented within a further five days then the transfer will be deemed to have been completed. The onus is on the club holding the player registration to advise of any reason why the transfer cannot be completed as requested.

Once the Volleyball England Hub has obtained the written agreement of all parties involved, or in the absence of documentation within specified timescales, the transfer will be approved. A current club refusing to release a player **MUST** provide proof of indebtedness or contract within five days of receipt of form. In the event of dispute, the Transfer and Contract Registration Sub Committee of the Competitions Working Group will decide.

Appendix B - Player Contracts

1. Where a Club and player enter into a form of contract, then such contracts shall be registered within 14 days of execution by both parties, by sending a certified copy to the Volleyball England Hub. The Volleyball England Hub will provide an acknowledgement of registration by issuing a contract number.
2. Any such contract must amongst other things provide for commitment from the club concerned to:
 - provide proper and adequate coaching facilities
 - provide proper and adequate match facilities
 - ensure due entry to the National League and K.O. Cup
 - conduct its affairs in a proper manner as required from time to time by the Competitions Working Group.
3. Such contract must amongst other things provide for commitment from the player to:
 - train as directed by the club's appointed coach
 - attend matches as required by the club's appointed coach
 - adhere to club rules (a copy of which must be supplied to the player)
 - observe the code of conduct as laid down by the Competitions Working Group.
4. Any such contract must be for a stated and limited period and cannot be for more than 2 years. On expiry of such contract, a player shall be free to transfer to another club, subject to the provisions concerning transfers.
5. In the event of dispute between a player and club, then either party may apply in writing to the Competitions Working Group for relief. Such application must give basic details of the dispute stating the breaches of contract alleged. A copy of any application made to the Competitions Working Group must be sent at the same time to the parties involved. The Competitions Working Group shall if requested by either of the parties concerned hold an oral hearing. In the event of an oral hearing then the parties concerned must file at the Volleyball England Hub 7 days prior to such hearing a list with copies of all correspondence notes and written material to which reference is to be made.
6. The Competitions Working Group shall be entitled if the club is at fault to release the player from the terms of the contract and to permit (in its absolute discretion) the transfer of such player to another club. Such relief shall only be granted in circumstances where there has been a lack of proper commitment from the club in fulfilling its obligations under the terms of contract.

Appendix C - Pre Match Protocol

	The total warm-up will last for 30 minutes. <i>Prior to the start of the 30 minutes the Home Team</i> prepares the court (See NVL Regulation D 1) and erects the posts and net. NOTE: The preparation of the court and the correct erection of the net is <i>not</i> the responsibility of the referees; they are only responsible for checking the facility and equipment. The NVL warm-up protocol is as follows:	
a)	- 45 mins	Referees courtside and in uniform.
b)	- 30 mins	Net ready for initial height check by Referees. Home team to adjust net height if necessary
c)	- 30 mins	Scorer to be present. Team and Referee registration details submitted to the scorer. Scorer commences scoresheet.
		Home team provides the match balls. Second Referee checks match balls conform to the rules and are at the correct pressure.
d)	- 15 mins	First referee calls team captains to the scorer's table and checks whether captains agree for their teams to share the net warm-up, or whether one team prefers separate warm-ups. (Rule 7.2.2)
		NOTE: (i) A captain still has the right to ask for separate warm-ups up to the time of the whistle to begin the warm-up. (ii) If it has not already been established teams should confirm whether they will be using a Libero and, if so, whether the Libero is likely to replace the team captain. In the latter case, it is helpful if referees are informed who is likely to be the game captain in such situations. (iii) In Divisions 2/3 and Cup/Shield matches it is to be confirmed if TTOs are not to be used.
		The toss is taken in the presence of the two <i>team captains</i> . Each captain will be allocated a side of the coin which shall be caught and not allowed to hit the floor
		After the toss, team captains go to the scorer's table to sign the scoresheet. The scorer is informed of the result of the toss.
e)	- 14 mins	Both coaches check and sign the scoresheet <i>If they have not already done so, all players change into <u>full</u> playing kit prior to the net warm-up.</i>
f)	-13 mins	Presentation of teams. Teams to line up on the side lines near the scorer's table from the third meter line towards the respective baselines. On the first referee whistle 12 players to enter the court lining up laterally in the middle of the court facing (the scorer table or the main TV camera). Referees to walk towards the first referee chair. The players of the two teams shake hands and return to their respective benches. Referees to return to the scorer's table.
g)	- 12 mins	Begin official net warm up: this takes the format of 4 minutes through position 4, then 4 minutes through position 2, then 2 minutes serving – but this can be varied, if both teams agree.
		(If one team chooses to warm up separately then the serving team will have the court for the first 5 minutes. The receiving team should remain at their bench. NOTE; They are not allowed to use balls or any part of the free zone for warming up.
		Coaches submit line up sheets for the first set to the second referee. <i>The line-up sheet</i> must have the <i>name of the team</i> and the <i>set number</i> and must be <i>signed by</i>

		<p><i>the coach</i>, not the assistant coach. <i>It is no longer obligatory to include the Libero on the line up sheet for the first set.</i> The 'Libero' is only excluded from the match if he/she is not named in the space provided on the scoresheet.</p> <p>Second referee ensures that the scorer has both team line-up sheets. Scorer must ensure each team does not see the opposition's line-up sheet or the line-up recorded on the scoresheet.</p>
h)	- 2 mins	<p>First referee whistles to signify the end of the warm-up. Referees ensure all is in order and ready for commencement of play.</p> <p>Line judges go to their positions.</p>
i)	- 1 min	<p>First referee goes to the stand. Second referee stands at the post on their side of the court. The first referee calls teams to line up on their baseline, then onto the court.</p> <p>Second referee checks each team's line up. Libero may not enter the court until his/her team line up has been checked.</p>
j)	0 min	Start match

Appendix D - Expectations for Volleyball England sanctioned matches

Note - Clubs are responsible for the conduct of their players, parents/carers of players, coaches, technical officials, volunteers and spectators.

No person/s attending a match shall:

- a. Use offensive or obscene language to any player, coach, referee, technical official or other spectator or anyone else present;
- b. Enter the field of play during a match without the prior approval of the court manager appointed by the home club and/or league;
- c. Dispute the decision of a match official either during or after a match;
- d. Assault or act with aggression to any person/s;
- e. Behave in a way contrary to the spirit of the game;
- f. Behave in a way which disturbs the enjoyment of the match by any other person/s, or brings discredit to the home club, away club and/or league and/or the game of volleyball;
- g. Act in such a way as to exhibit intolerance towards individuals or groups, due to their gender, age, race, disability, religion, faith, sexual orientation or any other visible or non-visible difference, either by language or other conduct, to any other person/s;
- h. Refuse to accept the reasonable direction of the court manager, official of the home club and/or league, or official of the team/club which that person/s is supporting.

Index

Introduction to the Regulations	74
Section A. Administrative Matters	75
Regulation A 1. To enter the National Volleyball League	75
Regulation A 2. Withdrawing from the National Volleyball League	75
Regulation A 3. Before competing in any Volleyball England competition	75
Regulation A 4. Conditions of Entry to the National K.O. Cup	75
Regulation A 5. Conditions for a New Entrant into the National Volleyball League	76
Regulation A 6. No club can alter its name or location to gain admission	76
Regulation A 7. No team may alter its name during the season	76
Regulation A 8. Clubs/teams playing in any competition governed by these regulations	77
Regulation A 9. Club Structure	77
Regulation A 10. Disputes	77
Regulation A 11. Match Venues	77
Section B. Organisation of Fixtures	78
Regulation B 1. Pre-Season Fixture Arrangements	78
Regulation B 2. During the Season	78
Section C. Registration	80
Regulation C 1. Players	80
Regulation C 2. Technical Members of the team	80
Regulation C 3. Transfers (See Appendix A)	81
Section D. Preparation for Matches	83
Regulation D 1. The Home Team is responsible for:	83
Regulation D 2. Playing kit	85
Regulation D 3. Expenses for Match Officials:	85
Regulation D 4. Referees	85
Regulation D 5. Cup Fixtures	86
Section E. Arrangements at Matches	87
Regulation E 1. Regulations of play	87
Regulation E 2. Golden Set	87
Regulation E 3. The schedule	87
Regulation E 4. Arrival of teams	88
Regulation E 5. Late arrival	88
Regulation E 6. The Players	89
Regulation E 7. Other team Officials	90
Regulation E 8. Match Officials	91
Regulation E 9. Bad Weather	91
Section F. After the Match	92
Regulation F 1. Scoresheet and Match day protocol	92

<u>Regulation F 2. Reporting Results</u>	92
<u>Section G. Penalties, Protests and Appeals</u>	93
<u>Regulation G 1. Penalties</u>	93
<u>Regulation G 2. Administrative Disputes</u>	93
<u>Regulation G 3. Technical Disputes</u>	94
<u>Regulation G 4. Remarks on the Scoresheet</u>	94
<u>Regulation G 5. Protests</u>	94
<u>Regulation G 6. Appeals</u>	94
<u>Regulation G 7. Judicial Panel</u>	95
<u>Section H. Misconduct</u>	96
<u>Regulation H 1. Sanctions</u>	96
<u>The first Referee will ensure that all sanctions issued to players</u>	96
<u>Regulation H 2. Disqualification</u>	96
<u>In the case of expulsion or disqualification</u>	96
<u>Regulation H 3. Penalty Points</u>	96
<u>Regulation H 4. Suspensions</u>	96
<u>Regulation H 5. Illegal Approaches</u>	97
<u>Regulation H 6. Disciplinary Sub Committee</u>	97
<u>Regulation H 7. Conduct</u>	97
<u>Section I. End of Season</u>	99
<u>Regulation I 1. Any club or team not entering for the ensuing</u>	99
<u>Regulation I 2. Teams are required to notify the Volleyball England</u>	99
<u>Regulation I 3. National League positions</u>	99
<u>Regulation I 4. Promotion and Relegation</u>	99
<u>Regulation I 5. European Competition Entry</u>	100
<u>Section J. Regulations for Specific Competitions</u>	101
<u>Regulation J 1. Volleyball England K.O. Cup</u>	101
<u>Section K. Instructions to Referees</u>	102
<u>Regulation K 1. Instructions to Referees</u>	102
<u>Section L. Anti-doping (Drug Taking) Regulations</u>	103
<u>Regulation L1.</u>	103
<u>Regulation L2. A copy of the Volleyball England Anti-Doping Rules</u>	103
<u>Regulation L3. Doping Controls may be carried out at any time</u>	103
<u>Section M. Blood Injuries</u>	104
<u>Regulation M1. A player is not allowed to play with a bleeding wound</u>	104
<u>Section N. Minimum Operating Standards</u>	105
<u>Section O. Sports Betting</u>	106
<u>Regulation O1. Sports Betting</u>	106
<u>Section P. Appendices</u>	107
<u>Appendix A – Procedure for Player Transfers</u>	107
<u>Appendix B - Player Contracts</u>	108

Appendix C - Pre Match Protocol	109
Appendix D - Expectations for Volleyball England sanctioned matches	111
Index	112